

Northfield Public Schools



Audit Results

November 14, 2011

Craig Popenhagen, Principal

LarsonAllen[®]
LLP

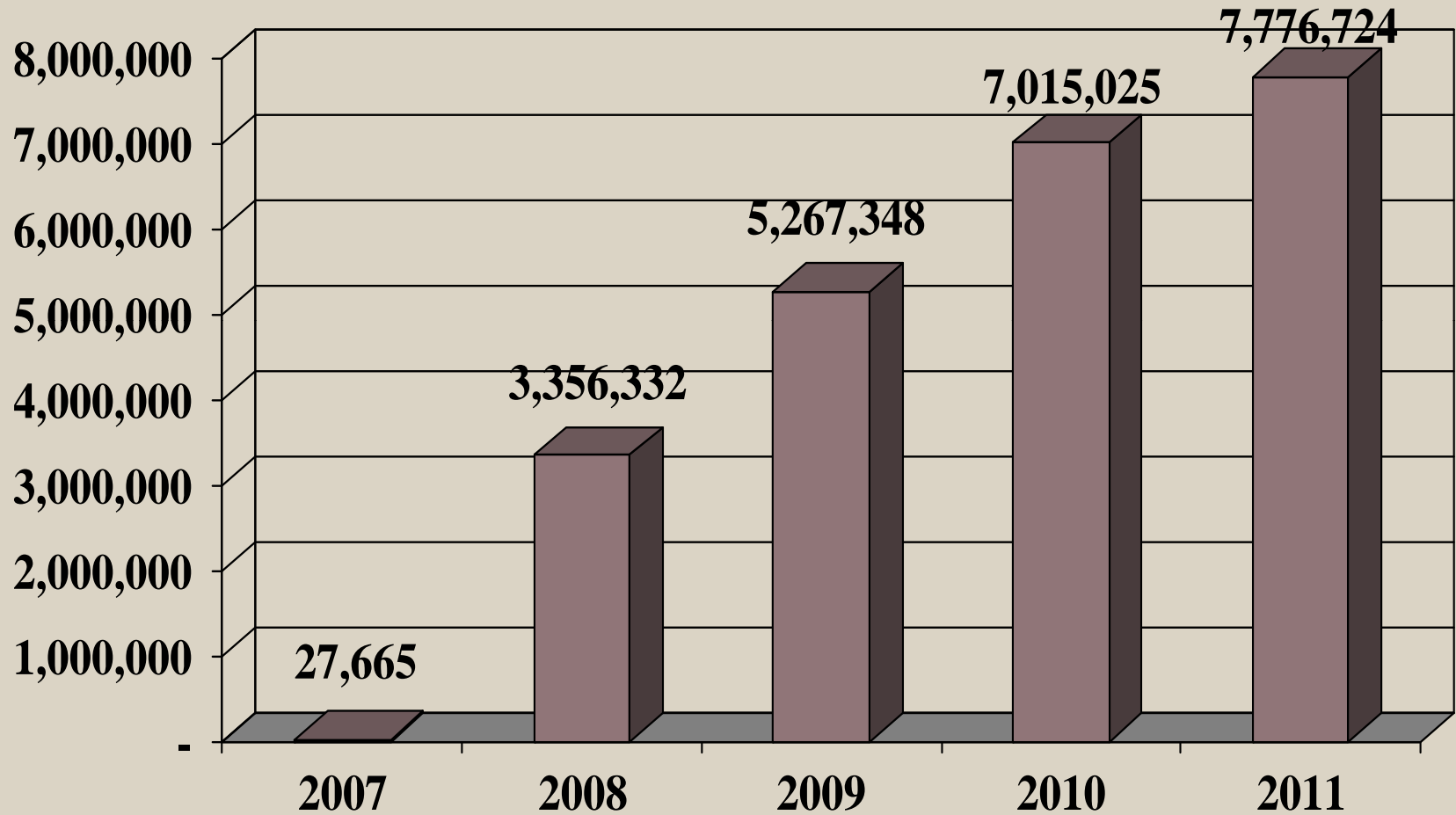
CPAs, Consultants & Advisors

**INDEPENDENT SCHOOL DISTRICT #659
COMBINING STATEMENT OF REVENUES, EXPENDITURES,
AND CHANGES IN FUND BALANCES
GENERAL FUND
YEAR ENDED JUNE 30, 2011**

	Nonspendable		Capital Related Restriction				General Fund Total
	Assigned & Unassigned	Non-Capital Restrictions	Operating Capital	Health & Safety	Deferred Maintenance	Total	
Revenues	\$ 35,542,814	\$ 2,283,032	\$ 1,675,037	\$ 497,832	\$ 217,521	\$ 2,390,390	\$ 40,216,236
Expenditures and							
Operating Transfers	<u>33,980,141</u>	<u>2,283,032</u>	<u>1,508,138</u>	<u>214,333</u>	<u>118,211</u>	<u>1,840,682</u>	<u>\$ 38,103,855</u>
Excess (Deficit) Revenues Over Expenditures	1,562,673	-	166,899	283,499	99,310	549,708	2,112,381
Fund Balance June 30, 2010	<u>10,209,879</u>	<u>-</u>	<u>940,757</u>	<u>(399,064)</u>	<u>30,187</u>	<u>571,880</u>	<u>\$ 10,781,759</u>
Fund Balance June 30, 2011	<u>\$ 11,772,552</u>	<u>\$ -</u>	<u>\$ 1,107,656</u>	<u>\$ (115,565)</u>	<u>\$ 129,497</u>	<u>\$ 1,121,588</u>	<u>\$ 12,894,140</u>



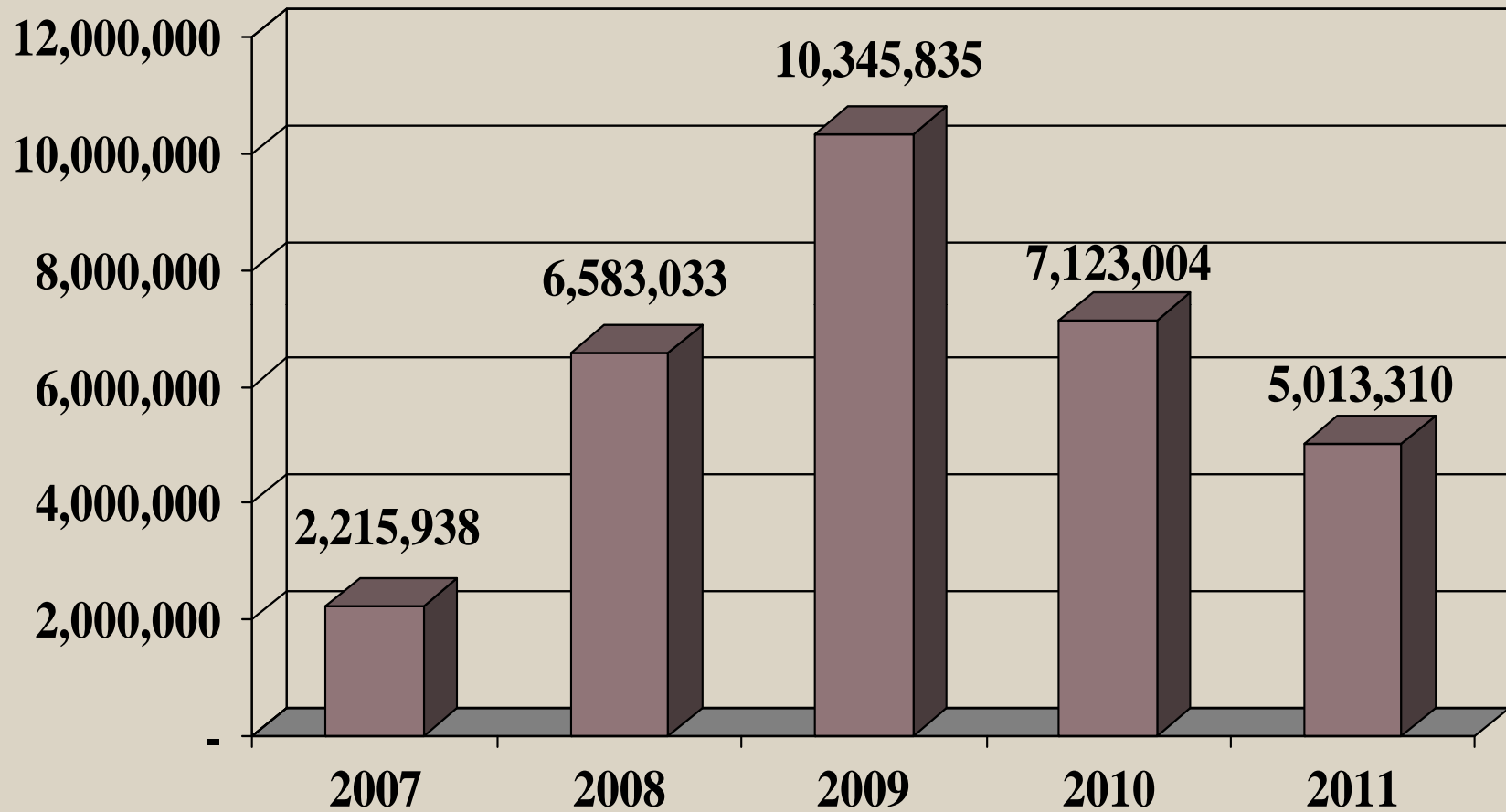
ISD NO. 659 NORTHFIELD
General Fund
Unassigned Fund Balance



©2010 LarsonAllen LLP



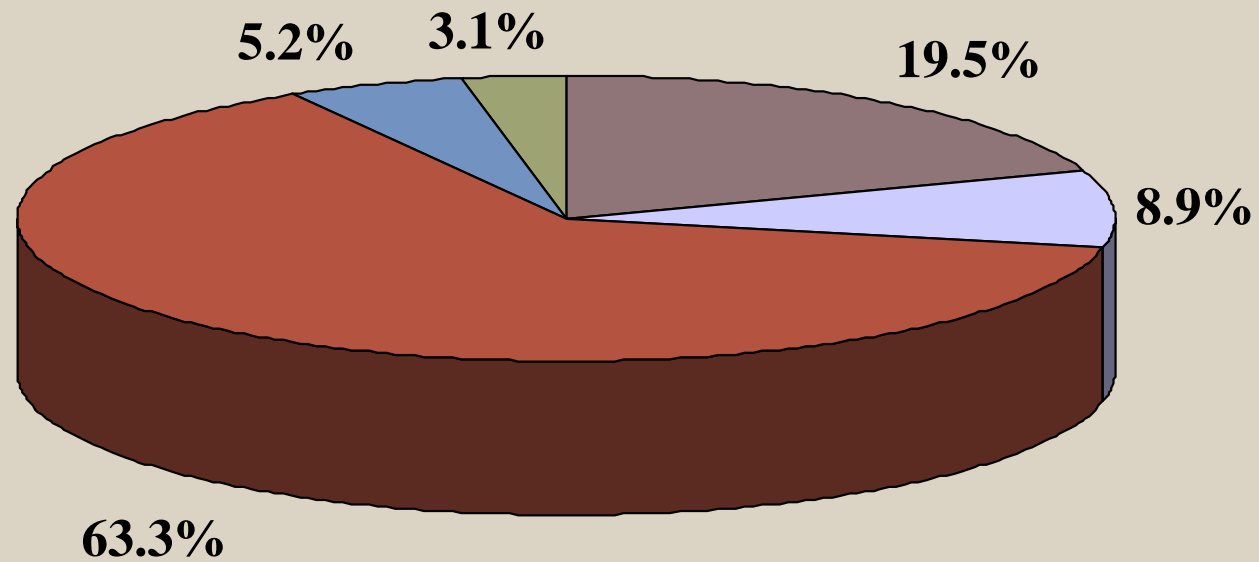
ISD NO. 659 NORTHFIELD
General Fund
Cash Balance, net of short-term debt



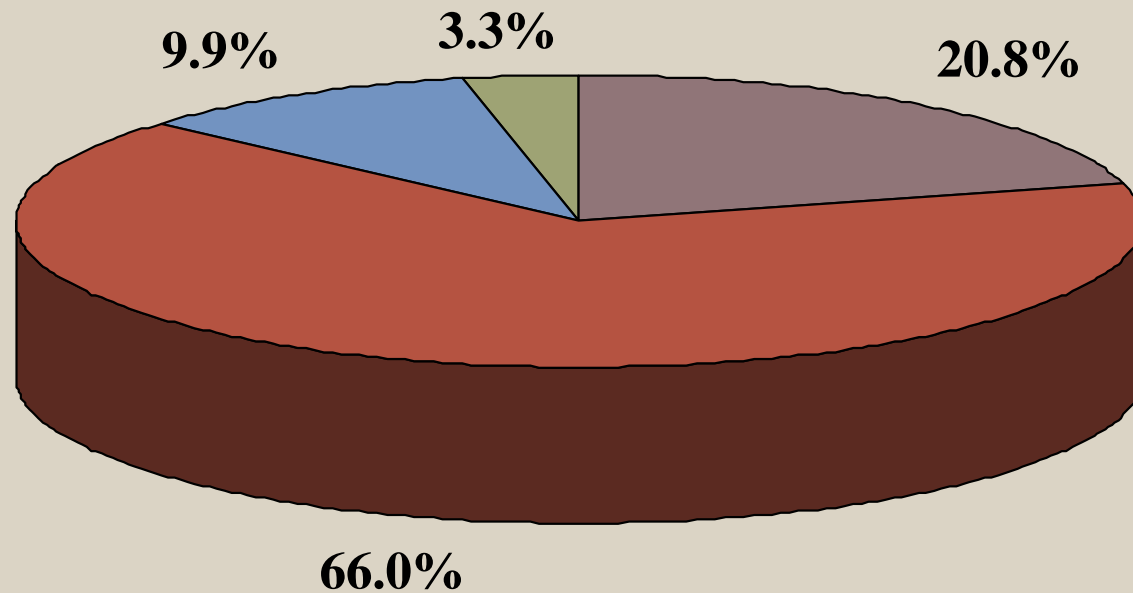
©2010 LarsonAllen LLP



ISD NO. 659 NORTHFIELD
General Fund Revenue
Year Ended June 30, 2011



ISD NO. 659 NORTHFIELD
General Fund Revenue
Year Ended June 30, 2010



■ Local Property Taxes ■ State Sources ■ Federal Sources ■ Other

