

World's Best Workforce Northfield Public Schools

ANNUAL PUBLIC MEETING – OCTOBER 26, 2020

District Mission

Our Vision

We will prepare every student for lifelong success within a world-class learning environment with a commitment to community partnerships and sustainability.

Our Mission

We deliver educational excellence that empowers all learners to engage in our dynamic world.



Qualified Teaching Staff

Equitable Access to Excellent Teachers

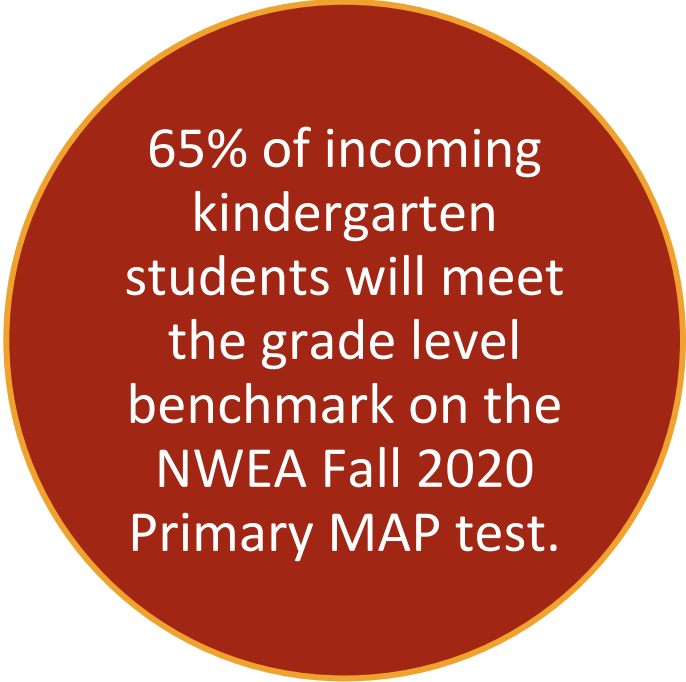
Data Source:
MDE Report Card
Fall 2019 data

	% of experienced educators	% of licensed educators	% with advanced degrees	Poverty % of school
BW	90.9%	100%	40.9%	27.1%
GVP	95.2%	100%	47.6%	41.1%
SB	85.4%	97.8%	56.1%	24.0%
MS	91.7%	99.3%	56.7%	25.4%
HS	89.5%	99.0%	60.5%	21.7%
ALC	88.9%	100%	55.6%	50.9%

All children are ready for school.

GOAL ONE

2019 – 2020 Readiness Goals

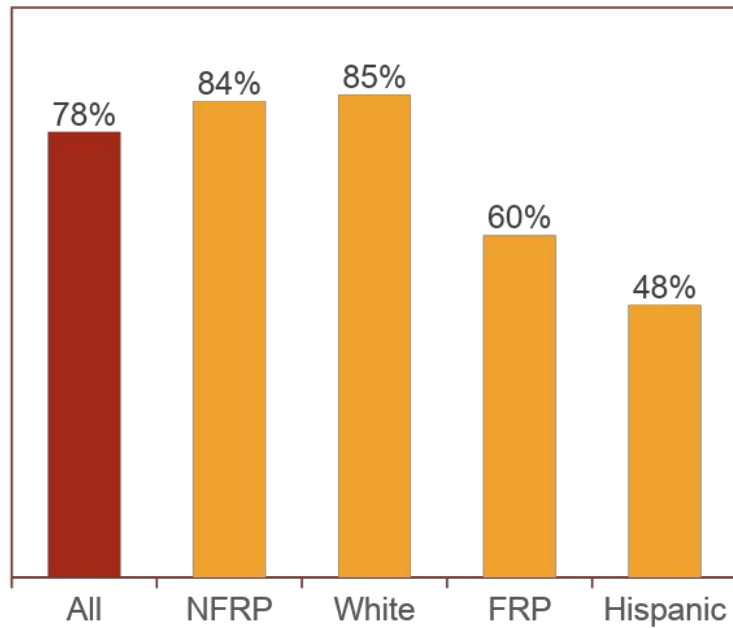


65% of incoming kindergarten students will meet the grade level benchmark on the NWEA Fall 2020 Primary MAP test.

2020 WBWF Results

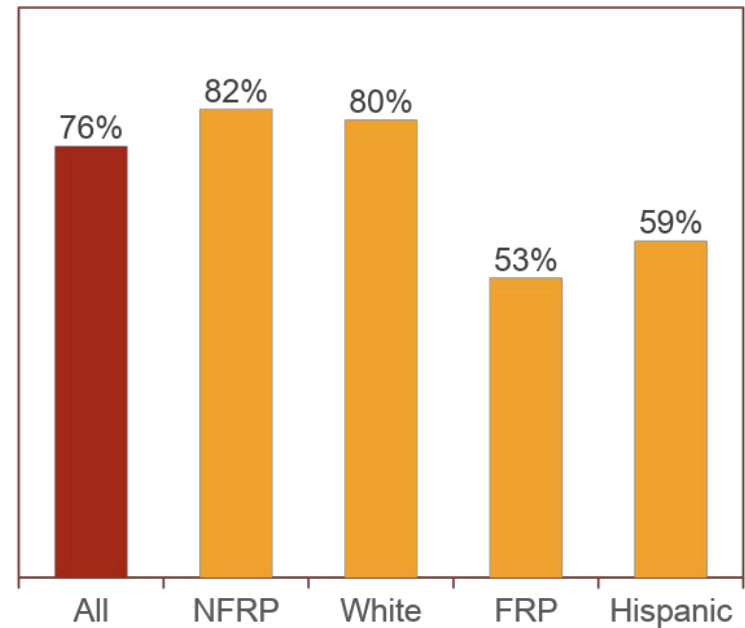
FALL 2020 MAP READING

Meeting Grade Level Benchmark Score



FALL 2020 MAP MATH

Meeting Grade Level Benchmark Score

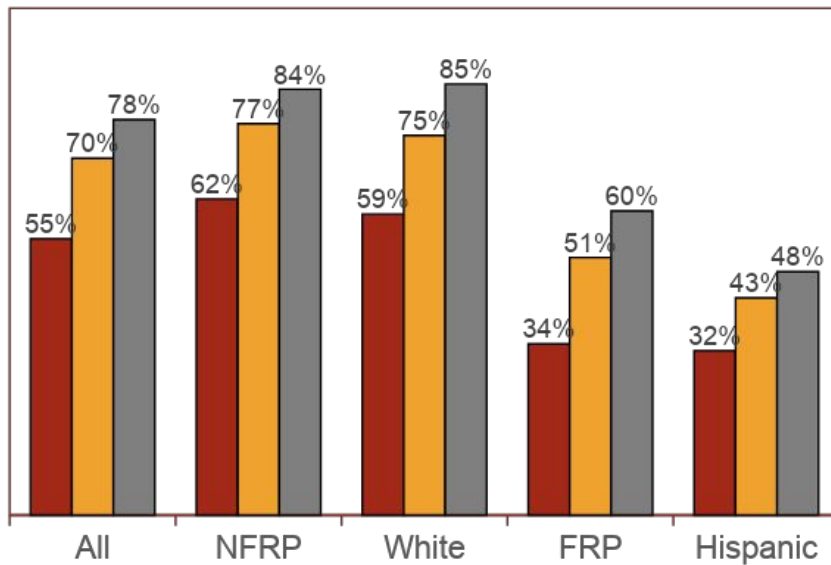


Kindergarten MAP Trends

FALL READING

Meeting Grade Level Benchmark Score

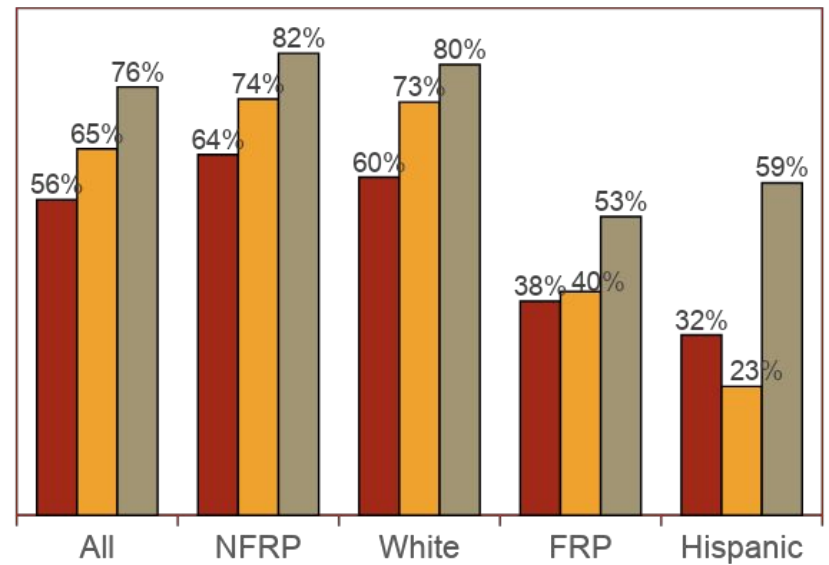
■ 2018 ■ 2019 ■ 2020



FALL MATH

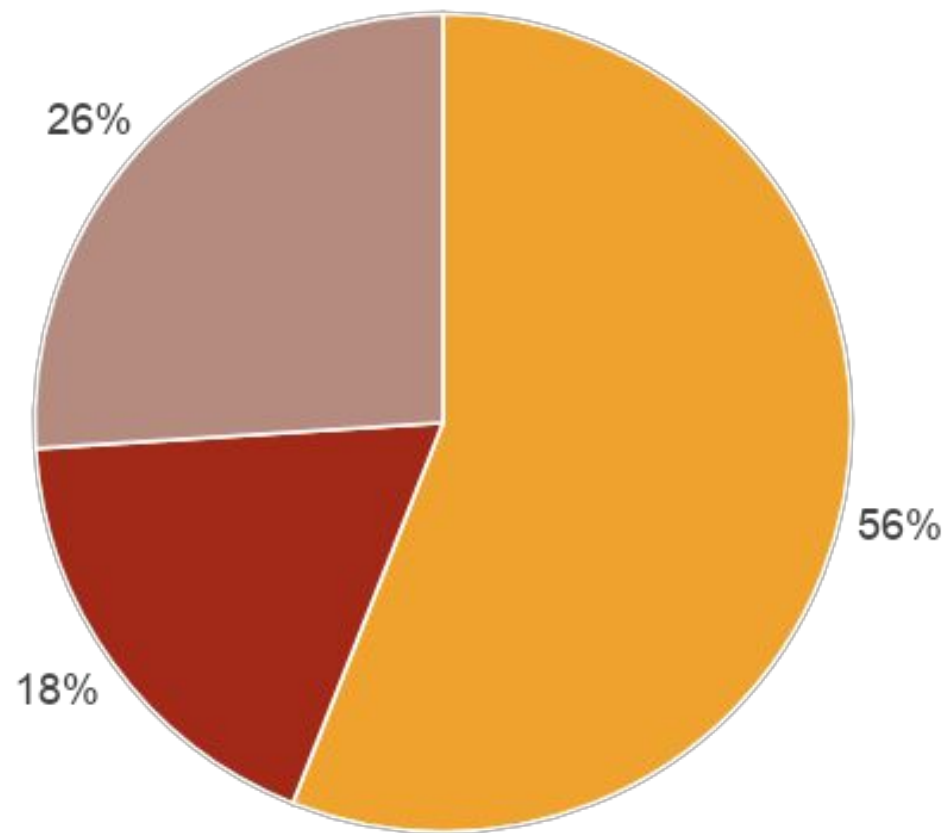
Meeting Grade Level Benchmark Score

■ 2018 ■ 2019 ■ 2020



DIBELS Comparison

■ At or Above Benchmark ■ Below Benchmark ■ Well Below Benchmark

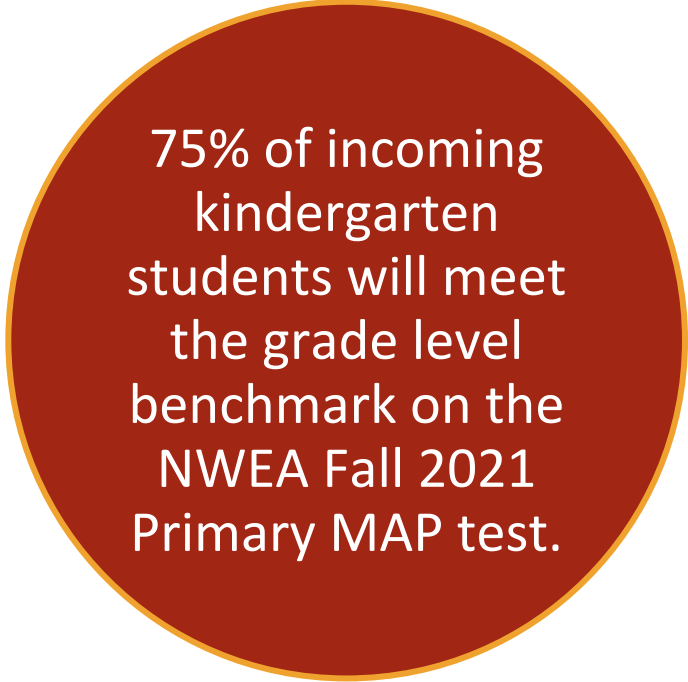


What's Next

Action Steps:

- ❖ Preschool Navigators
- ❖ Heggerty curriculum for foundational skill development
- ❖ Continue data sharing agreements with area preschools
- ❖ Continue MAP and DIBELS testing for K in the fall, winter and spring

2020 – 2021 Readiness Goals



75% of incoming kindergarten students will meet the grade level benchmark on the NWEA Fall 2021 Primary MAP test.

All third graders can read at
grade level.

GOAL TWO

2019 – 20 Grade 3 Reading Goal

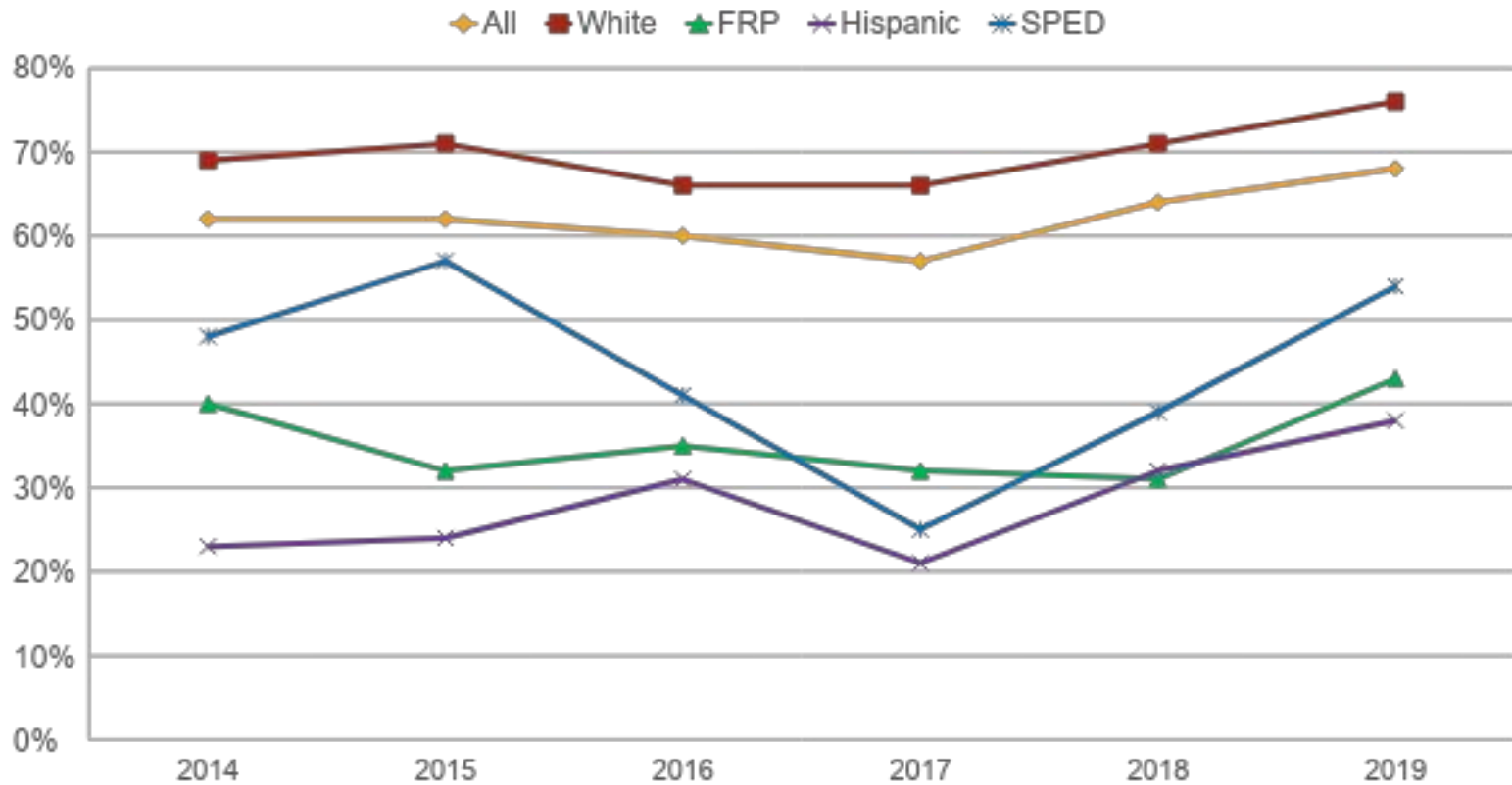


70% of third
graders will
meet or exceed
grade level
standards on
the 2020 MCA.

2020 WBWF Results

2020 MCA testing was cancelled due to the COVID-19 school closure.

Third Grade MCA Reading Trends



What's Next

Action Steps:

- ❖ CCC instruction
- ❖ SIPPS and other interventions
- ❖ MN Reading Corps Virtual Tutoring Project

2020 – 21 Grade 3 Reading Goal

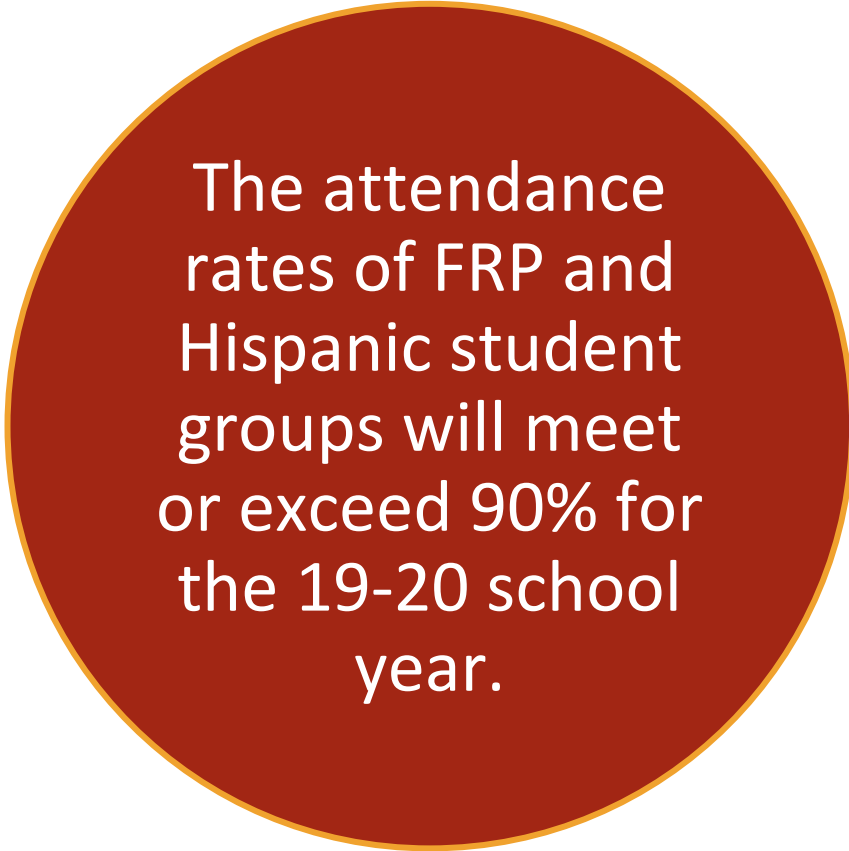


70% of third
graders will
meet or exceed
grade level
standards on
the 2021 MCA.

All racial and economic achievement gaps between students are closed.

GOAL THREE

2019 – 2020 Achievement Gap Goal



The attendance rates of FRP and Hispanic student groups will meet or exceed 90% for the 19-20 school year.

Attendance Indicators



Consistent Attendance Goal - By the year 2020:

Reach a consistent attendance rate of 95 percent with no group below 90 percent.



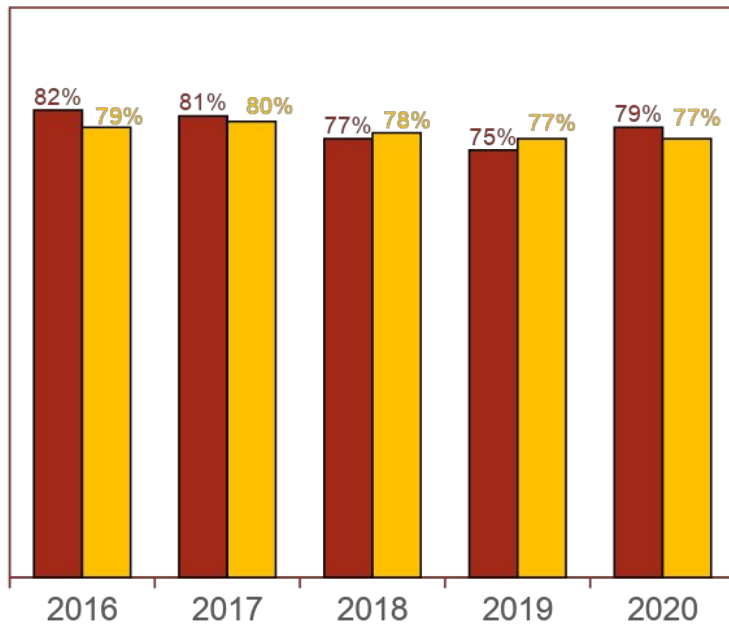
- If a student attends more than 90 percent of the time they are enrolled, they are considered consistently attending. This means that a student who misses 10 percent or more of the time they are enrolled is considered chronically absent.
- In general, if a school employee is being paid to supervise or provide services to a student, that student will be counted as “in attendance.”
- Since school employees are being paid to supervise students at these events, a student who is out of school to attend an athletic or other extracurricular event counts as “in attendance.”

2020 WBWF Results

FRP Attendance Trends

Data from Prior Year

FRP % Consistently Attending

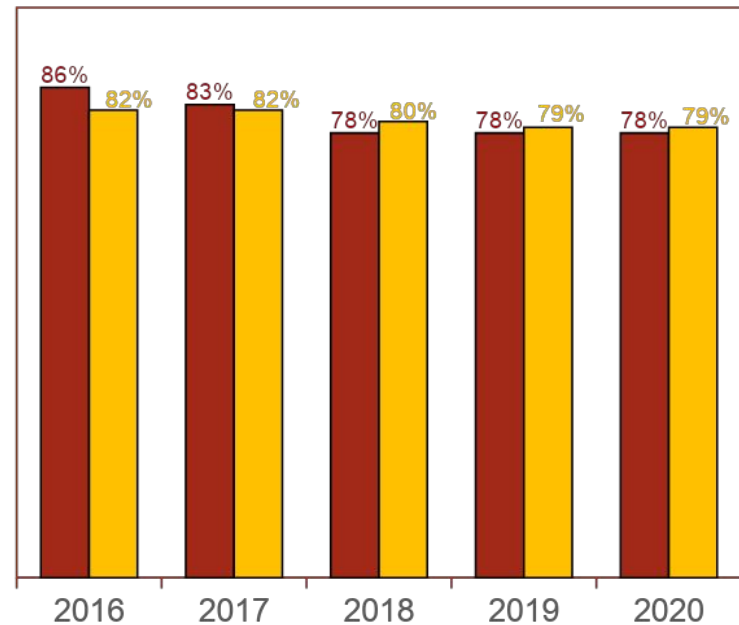


Northfield

Hispanic Attendance Trends

Data from Prior Year

Hispanic % Consistently Attending



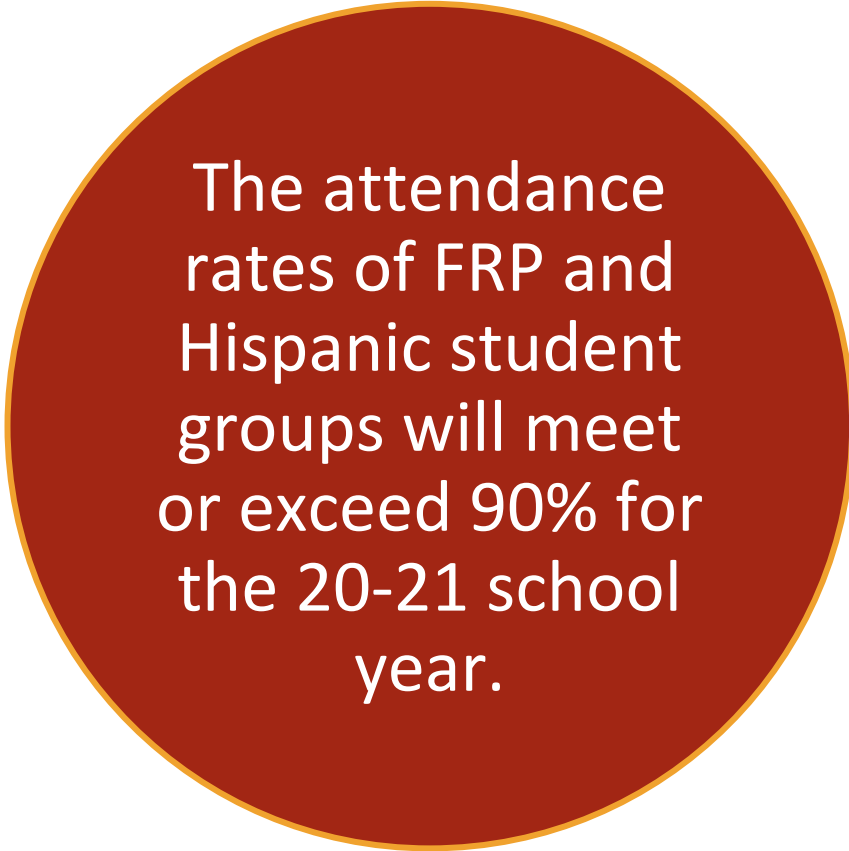
Statewide

What's Next

Action Steps:

- ❖ Family Engagement Navigators
- ❖ District MTSS Process and Dashboard
- ❖ Promise Fellows at the secondary level
- ❖ Equity PLC work each month

2020 – 2021 Achievement Gap Goal



The attendance rates of FRP and Hispanic student groups will meet or exceed 90% for the 20-21 school year.

All students are ready for
career and college.

GOAL FOUR

2019 – 2020 Career and College Readiness Goals

Increase percentage
of proficient 8th
graders to 75% on
the 2020 MCA
Reading and Math
tests

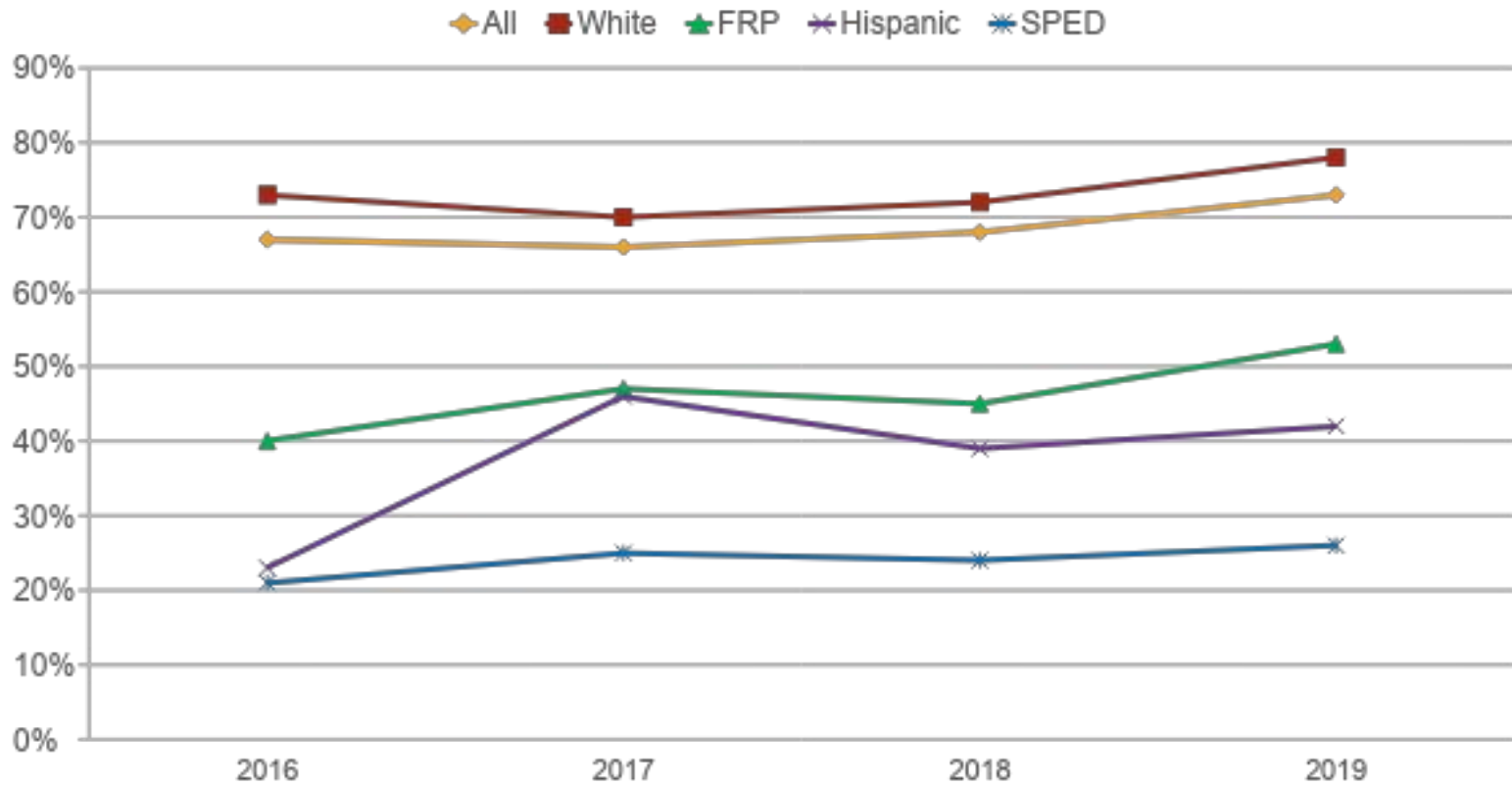


Increase the
percentage of
students meeting the
ACT college ready
benchmarks in all 4
subtests to 40% for
the Class of 2020

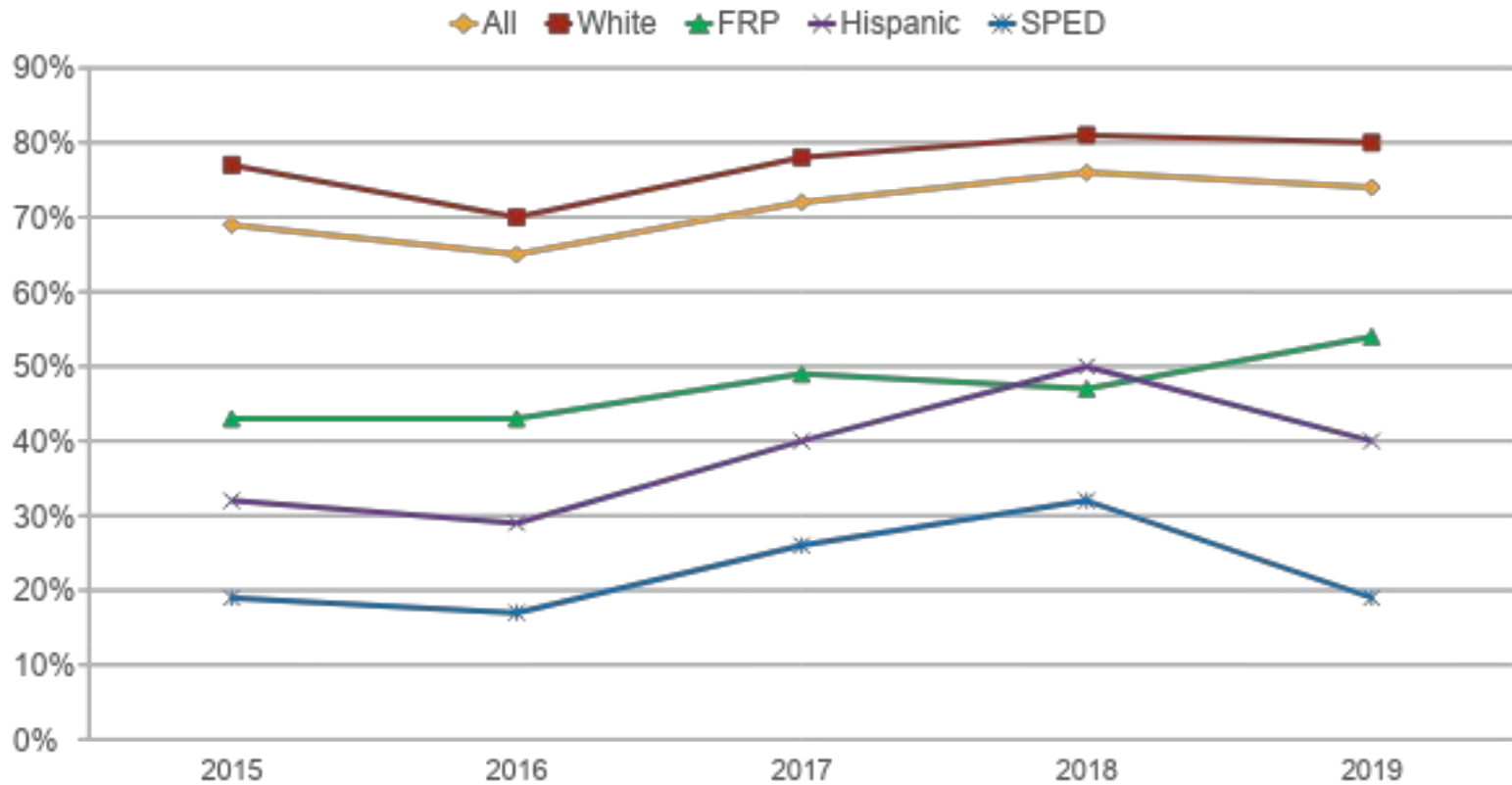
2020 WBWF Results

2020 MCA testing was cancelled due to the COVID-19 school closure.

Grade 8 MCA Reading Trends



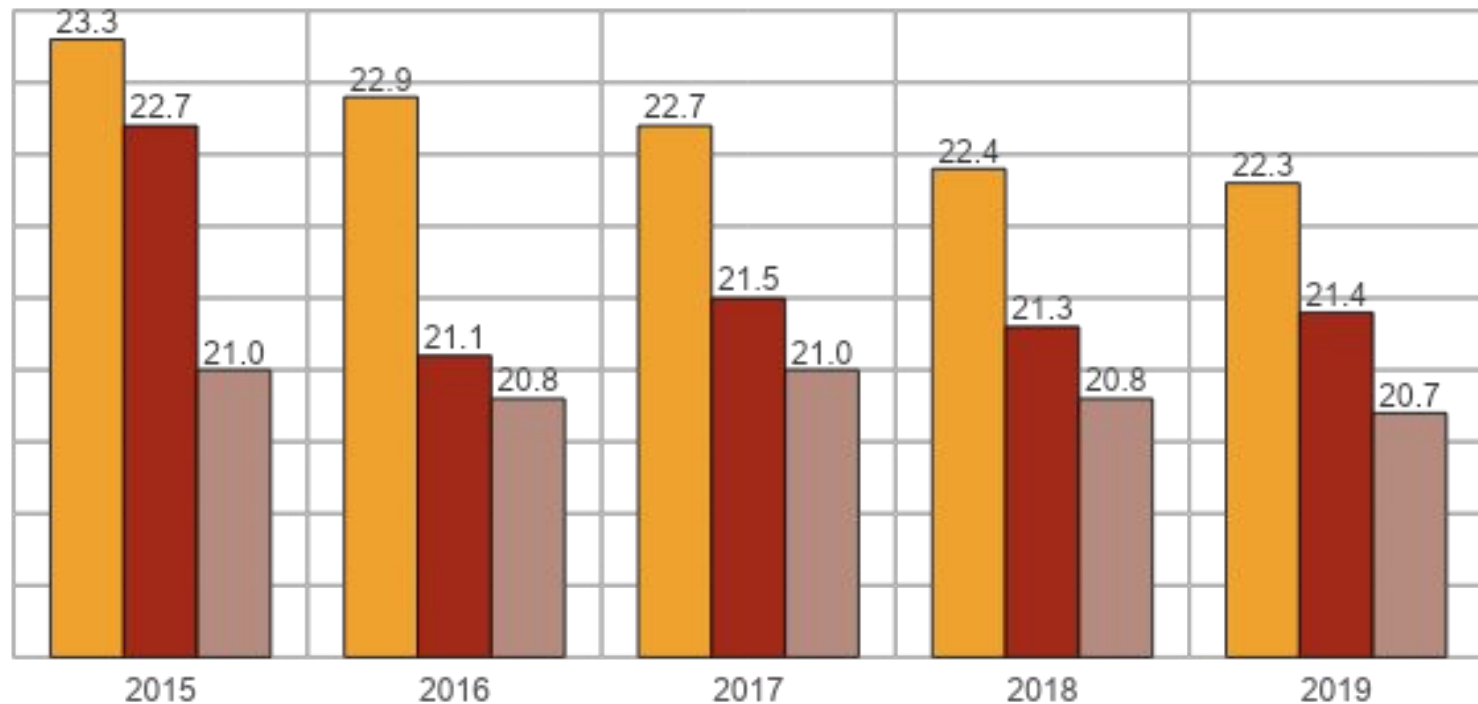
Grade 8 MCA Math Trends



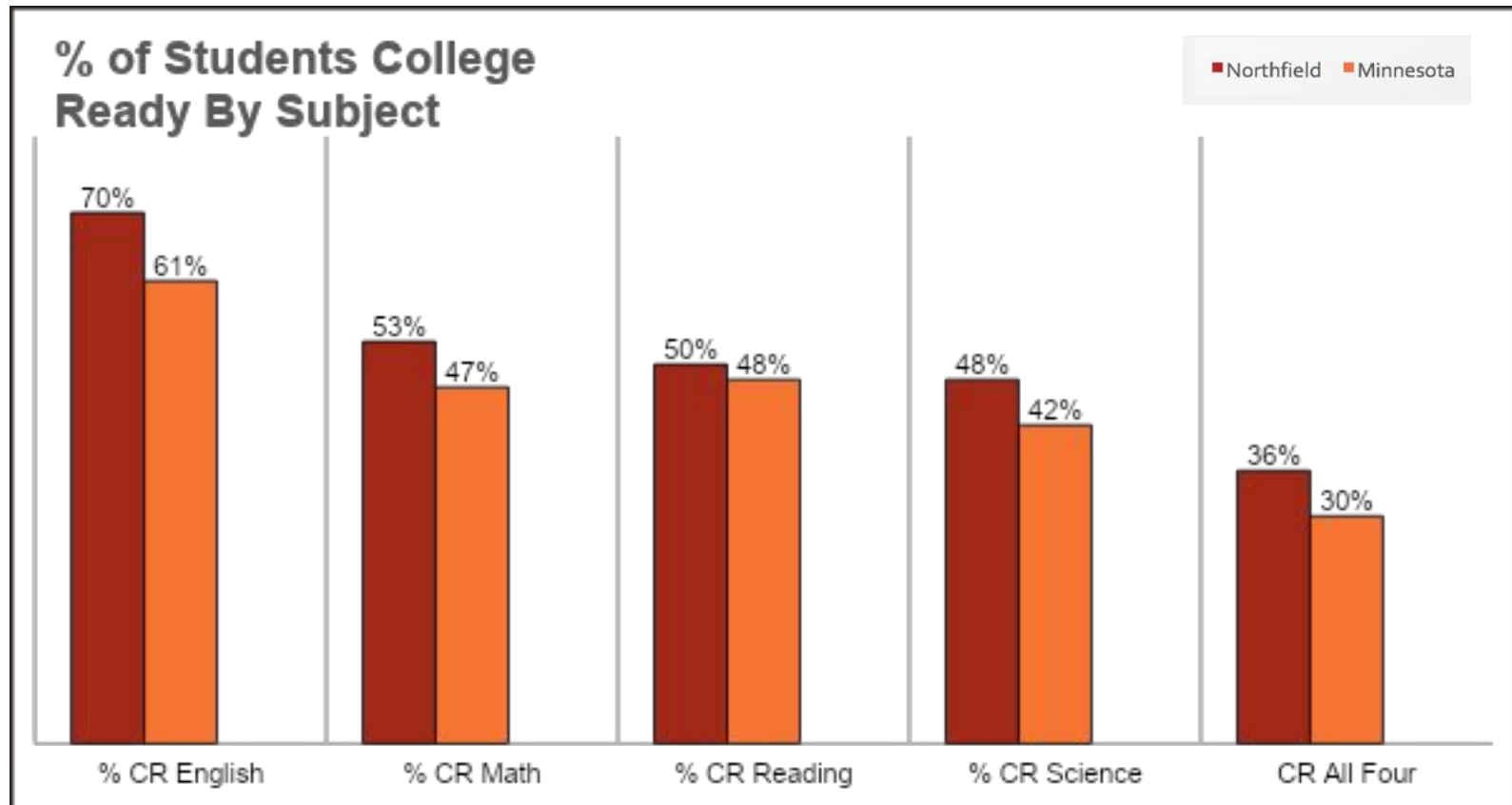
ACT College Readiness Report for the Class of 2020 – To be Updated

Average ACT Score by Graduating Class Year

■ NHS
■ State
■ Nation



Class of 2020 ACT Results To be Updated



What's Next

Action Steps:

- ❖ Implementation of AVID at the the middle school
- ❖ Expansion of College in the Schools at Northfield High School
- ❖ Expanded use and monitoring of Odysseyware at NHS and the ALC
- ❖ Begin exploration of ACT preparation as part of CCR time when school resumes with a normal class schedule
- ❖ Expand use of Naviance test prep module

2020 – 2021 Career and College Readiness Goals

Increase percentage
of proficient 8th
graders to 75% on
the 2021 MCA
Reading and Math
tests




Increase the
percentage of
students meeting the
ACT college ready
benchmarks in all 4
subtests to 40% for
the Class of 2021

All students graduate from
high school.

GOAL FIVE

2019 – 2020 Graduation Goal



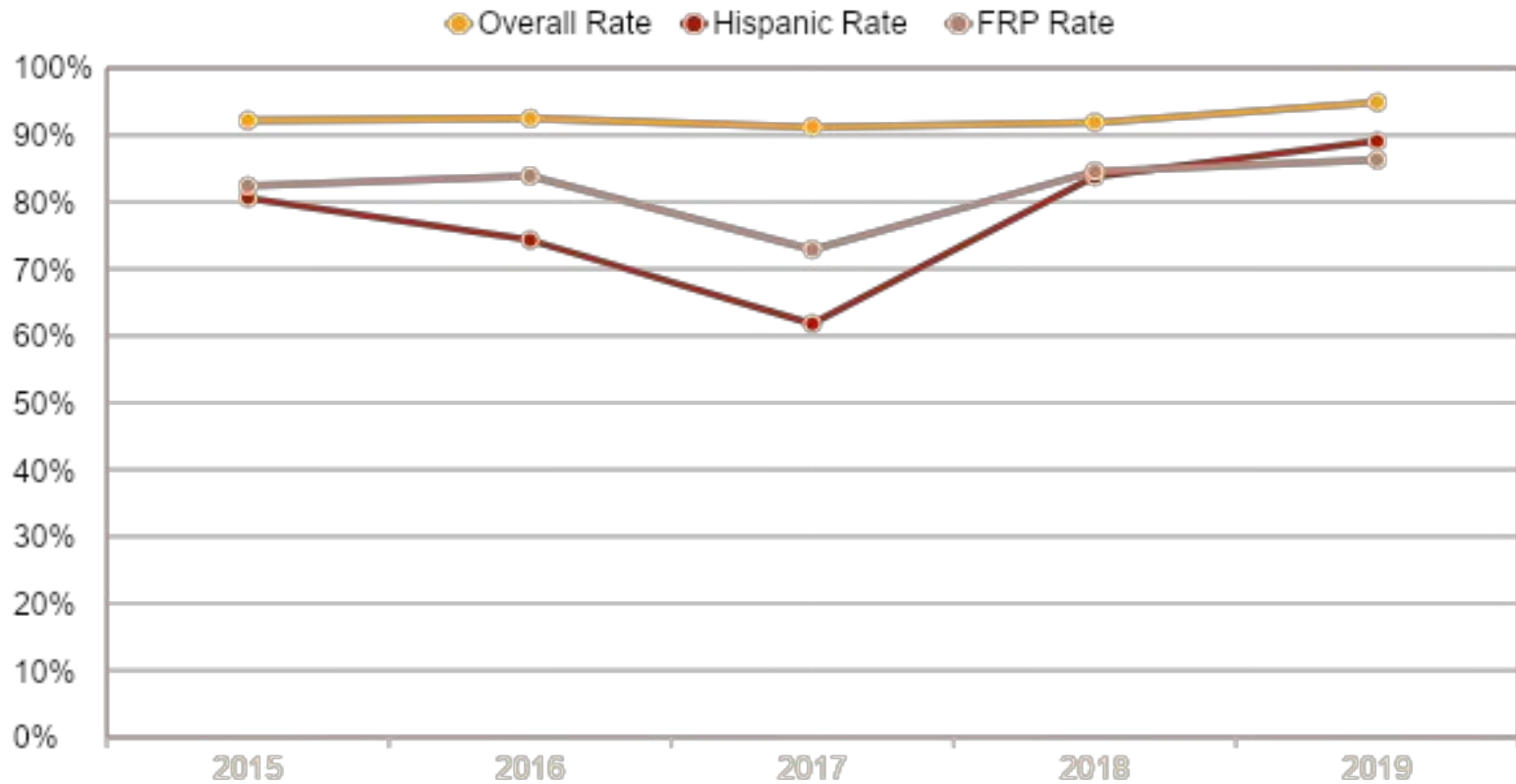
The Northfield
School District
will achieve a 4
year graduation
rate of 95%.

2020 WBWF Results

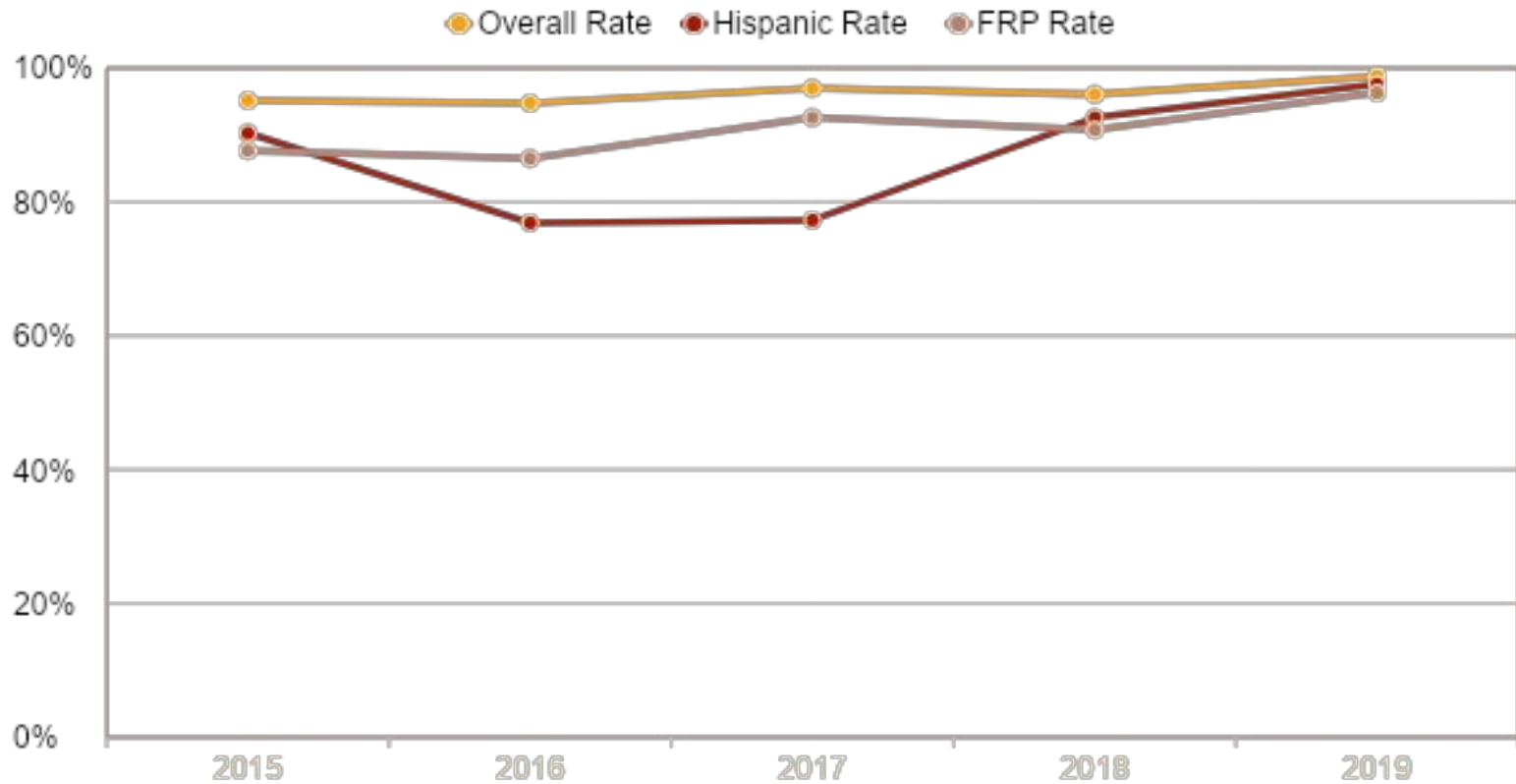
The 2019 graduation rate was 94.9% for all Northfield School District students and 98.8% for Northfield High School.

Source: 2019 MDE Graduation Data

4-Year Graduation Rates Northfield School District



4-Year Graduation Rates Northfield High School

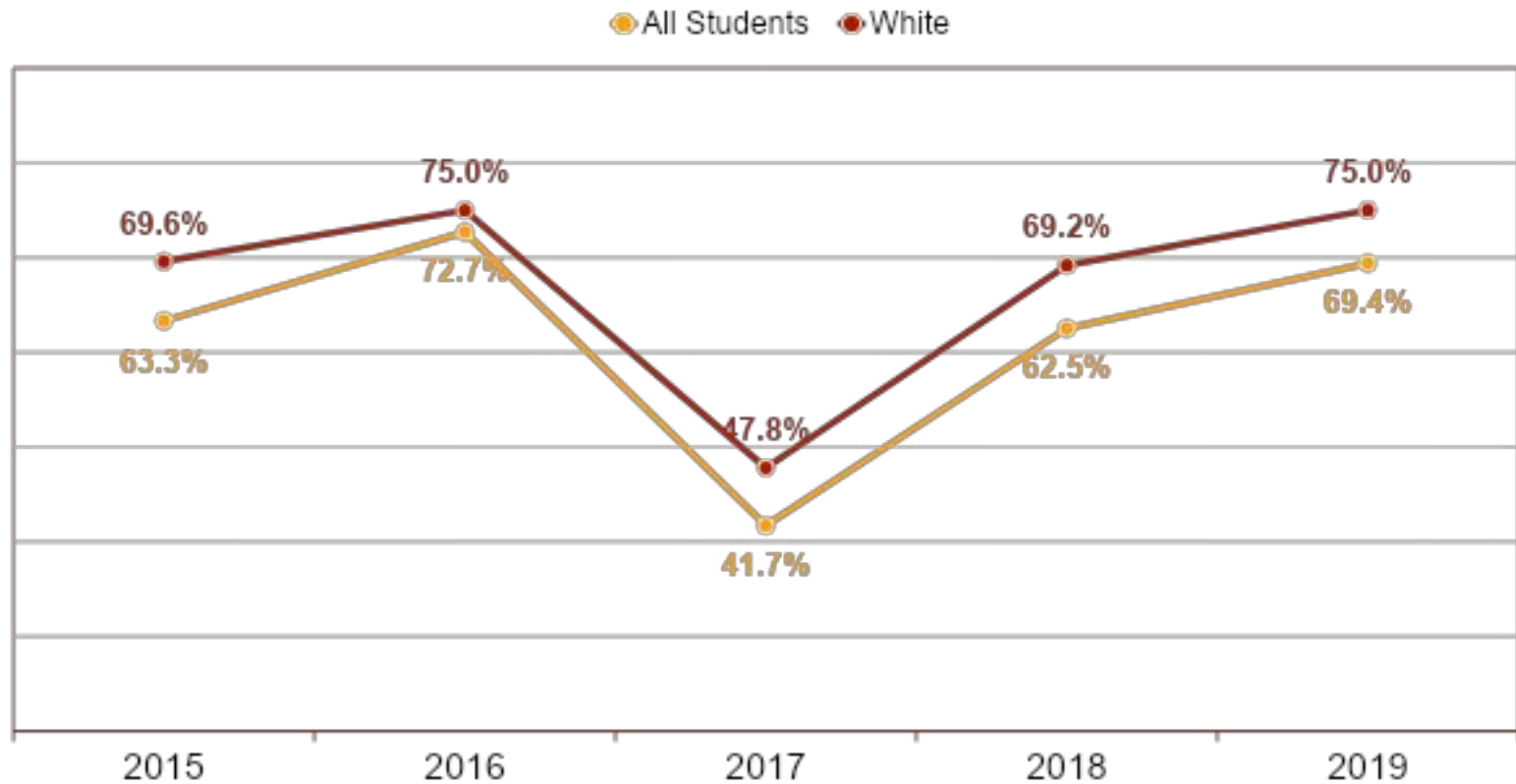


ALC Identification and Assurances

The School District of Northfield provides assurance that efforts to continue the following activities are in progress for the 2020-21 school year to address the identified need in the ALC 4-year graduation rate for all and white student groups:

- ☐ Continued communication and engagement with stakeholders.
- ☐ Reviewed comprehensive needs assessment for the school
- ☐ Implementing strategies outlined in the approved ALC School Improvement Plan
- ☐ Monitoring results and outcomes of action steps

4-Year Graduation Rates Northfield ALC




What's Next

Action Steps:

- ❖ Peer Helpers (Grades 9 – 12)
- ❖ Improved procedures for tracking graduation cohorts
- ❖ Odysseyware for credit recovery

2020 – 2021 Graduation Goal



The Northfield
School District
will achieve a 4
year graduation
rate of at least
95%.

WBWF 2020 Results Summary

WBWF Goal	2019/20 Northfield Goal	Result
All children are ready for school	65% of incoming kindergarten students will meet the grade level benchmark on the NWEA Fall 2019 Primary MAP test.	Met
All third graders can read at grade level	70% of third graders will meet or exceed grade level standards on the 2020 MCA	NA
All racial and economic achievement gaps between students are closed	The attendance rates of FRP and Hispanic student groups will meet or exceed 90% for the 18-19 school year.	Not Met
All students are ready for career and college	Increase percentage of proficient 8th graders to 75% on the 2019 MCA Reading and Math Tests	NA
	Increase the percentage of students meeting the ACT college ready benchmarks in all 4 subtests to 40% for the Class of 2020	TBD
All students graduate from high school	The Northfield School District will achieve a 4 year graduation rate of 95%	Met

Achievement and Integration Baseline Report

Goal 1: College ready composite benchmark scores for high school seniors who qualify for FRP will increase from 35% in 2018 to 60% in 2022 as measured by either the ACT composite benchmark score or the Accuplacer Next-Generation Reading and Math.

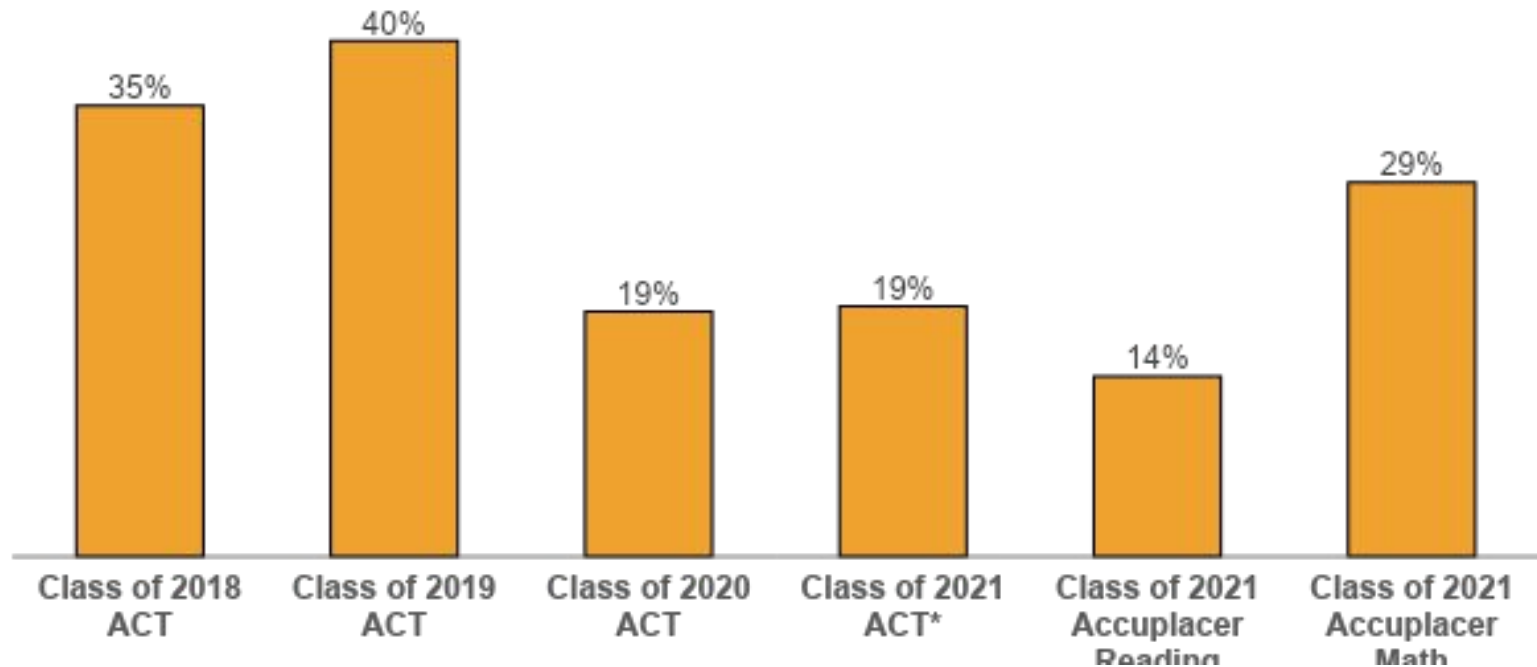
Goal 2: The reading proficiency gap between Non-FRP and FRP student groups enrolled at Northfield Middle School will decrease from 27% in 2018 to 14% in 2022.

Goal 3: Increase students' awareness and understanding of district data from baseline data obtained in a pre summit survey by 10% in a post summit survey as measured by district generated surveys.

A&I Goal 1

College ready composite benchmark scores for high school seniors who qualify for FRP will increase from 35% in 2018 to 60% in 2022 as measured by either the ACT composite benchmark score or the Accuplacer Next-Generation Reading and Math.

Percent of FRP Students Meeting Benchmark



A&I Goal 2

The reading proficiency gap between Non-FRP and FRP student groups enrolled at Northfield Middle School will decrease from 27% in 2018 to 14% in 2022.

2020 MCA testing was cancelled due to the COVID-19 school closure.

A&I Goal 3

Increase students' awareness and understanding of district data from baseline data obtained in a pre summit survey by 10% in a post summit survey as measured by district generated surveys.

- ❖ 63 responses from Northfield, Faribault, Tri City United and WEM districts. (77% response rate)
- ❖ 100% of survey respondents reported increased awareness and understanding about their district data after attending the summit.
- ❖ 98% would recommend attending the summit to their peers.
- ❖ 94% would like to participate in a second data summit.



Questions?