

RESOLUTION CANVASSING RETURNS OF VOTES OF SCHOOL DISTRICT GENERAL ELECTION

Independent School District No. 659
201 Orchard Street South
Northfield, MN 55057

BE IT RESOLVED by the School Board of Independent School District No. 659, as follows:

1. It is hereby found, determined and declared that the general election of the voters of the district held on November 5, 2024, was in all respects duly and legally called and held.
2. Note: The school district election officer will input the total votes cast in the paragraph below when received from the county.

As specified in the attached Abstract and Return of Votes Cast, a total of (the school district election officer will input the total votes cast when received from the county) voters of the district voted at said election on the election of four school board members for four-year term vacancies on the board caused by expiration of term on the first Monday in January next following the general election; as follows:

Corey Butler	8,589 of votes
Claudia Gonzalez-George	8,462 of votes
Maggie Epstein	8,106 of votes
Amy Goerwitz	7,529 of votes

3. Corey Butler, Claudia Gonzalez-George, Maggie Epstein, and Amy Goerwitz, having received the highest number of votes, are elected to four-year terms beginning the first Monday in January, 2025.
4. The school district clerk is hereby authorized to certify the results of the election to the county auditor of each county in which the school district is located in whole or in part.

(Attach Abstract and Return of Votes Cast)

Abstract of Votes Cast
Independent School District No. 659 (NORTHFIELD)
State of Minnesota
at the State General Election
Held Tuesday, November 5, 2024

Compiled from the Official Returns.

Summary of Totals
Independent School District No. 659 (NORTHFIELD)
Tuesday, November 5, 2024 State General Election

KEY TO PARTY ABBREVIATIONS

NP - Nonpartisan

School Board Member (ISD #659) (Elect 4)

NP
Maggie Epstein
8106

NP
Iris Lee
3860

NP
Claudia Gonzalez-George
8462

NP
Andreas Thurnheer
2088

NP
Tristan Cox
6032

NP
Corey Butler
8589

NP
Amy Goerwitz
7529

WI
WRITE-IN
191

SCHOOL DISTRICT QUESTION 1 (ISD #659)

NP
YES
10067

NP
NO
6855

SCHOOL DISTRICT QUESTION 2 (ISD #659)

NP
YES
8991

NP
NO
7767

SCHOOL DISTRICT QUESTION 3 (ISD #659)

NP
YES
9445

NP
NO
7290

Detail of Election Results
 Independent School District No. 659 (NORTHFIELD)
 Tuesday, November 5, 2024 State General Election

Office Title: School Board Member (ISD #659) (Elect 4)

Precinct	NP Maggie Epstein	NP Iris Lee	NP Claudia Gonzalez- George	NP Andreas Thurnheer	NP Tristan Cox
19 1410 : CASTLE ROCK TWP	42	27	38	20	56
19 2110 : EUREKA TWP	23	33	16	33	57
19 2310 : GREENVALE TWP	151	177	162	92	254
19 3810 : NORTHFIELD W-3 P-2	522	185	523	91	297
19 4310 : SCIOTA TWP	16	21	20	16	37
19 4810 : WATERFORD TWP	99	80	125	50	143
25 0040 : DENNISON	29	30	29	20	55
25 0200 : WARSAW TWP.	10	7	10	4	13
66 0005 : BRIDGEWATER TWP.	429	324	480	175	488
66 0010 : CANNON CITY TWP.	23	19	22	6	25
66 0012 : DENNISON CITY	1	1	2	0	3
66 0015 : DUNDAS	461	248	456	146	431
66 0020 : ERIN TWP.	1	0	1	0	3
66 0055 : FOREST TWP.	159	137	155	102	197
66 0080 : NORTHFIELD W-1 P-1	912	160	932	119	264
66 0085 : NORTHFIELD W-1 P-2	1030	467	1090	214	656
66 0090 : NORTHFIELD W-2 P-1	732	397	778	212	641
66 0095 : NORTHFIELD W-2 P-2	672	422	795	221	658
66 0105 : NORTHFIELD W-3 P-1	922	347	953	147	557
66 0113 : NORTHFIELD W-4 P-1	801	266	825	120	381
66 0114 : NORTHFIELD W-4 P-2	625	131	587	69	186
66 0115 : NORTHFIELD TWP. P-1	27	22	19	10	40
66 0116 : NORTHFIELD TWP. P-2	161	94	180	68	196
66 0140 : WEBSTER TWP.	258	265	264	153	394

Detail of Election Results
 Independent School District No. 659 (NORTHFIELD)
 Tuesday, November 5, 2024 State General Election

Office Title: School Board Member (ISD #659) (Elect 4)

Total: 8106 3860 8462 2088 6032

Precinct	NP Corey Butler	NP Amy Goerwitz	WI WRITE-IN
19 1410 : CASTLE ROCK TWP	49	44	1
19 2110 : EUREKA TWP	47	27	4
19 2310 : GREENVALE TWP	188	145	5
19 3810 : NORTHFIELD W-3 P-2	518	481	11
19 4310 : SCIOTA TWP	29	17	0
19 4810 : WATERFORD TWP	144	115	5
25 0040 : DENNISON	47	30	0
25 0200 : WARSAW TWP.	13	8	1
66 0005 : BRIDGEWATER TWP.	545	474	22
66 0010 : CANNON CITY TWP.	29	20	0
66 0012 : DENNISON CITY	2	3	0
66 0015 : DUNDAS	541	459	7
66 0020 : ERIN TWP.	1	2	0
66 0055 : FOREST TWP.	204	162	11
66 0080 : NORTHFIELD W-1 P-1	873	822	6
66 0085 : NORTHFIELD W-1 P-2	1057	936	20
66 0090 : NORTHFIELD W-2 P-1	784	680	15
66 0095 : NORTHFIELD W-2 P-2	775	664	11
66 0105 : NORTHFIELD W-3 P-1	888	732	25
66 0113 : NORTHFIELD W-4 P-1	817	708	13
66 0114 : NORTHFIELD W-4 P-2	448	528	7
66 0115 : NORTHFIELD TWP. P-1	35	20	4
66 0116 : NORTHFIELD TWP. P-2	223	158	3
66 0140 : WEBSTER TWP.	332	294	20

Detail of Election Results
 Independent School District No. 659 (NORTHFIELD)
 Tuesday, November 5, 2024 State General Election

Office Title: School Board Member (ISD #659) (Elect 4)

Total:	8589	7529	191
--------	-------------	-------------	------------

Office Title: SCHOOL DISTRICT QUESTION 1 (ISD #659)

Precinct	NP YES	NP NO
19 1410 : CASTLE ROCK TWP	45	68
19 2110 : EUREKA TWP	32	91
19 2310 : GREENVALE TWP	191	356
19 3810 : NORTHFIELD W-3 P-2	619	280
19 4310 : SCIOTA TWP	22	54
19 4810 : WATERFORD TWP	133	196
25 0040 : DENNISON	37	67
25 0200 : WARSAW TWP.	11	24
66 0005 : BRIDGEWATER TWP.	584	566
66 0010 : CANNON CITY TWP.	35	27
66 0012 : DENNISON CITY	0	9
66 0015 : DUNDAS	595	504
66 0020 : ERIN TWP.	1	3
66 0055 : FOREST TWP.	227	274
66 0080 : NORTHFIELD W-1 P-1	1165	221
66 0085 : NORTHFIELD W-1 P-2	1182	648
66 0090 : NORTHFIELD W-2 P-1	885	686
66 0095 : NORTHFIELD W-2 P-2	858	714
66 0105 : NORTHFIELD W-3 P-1	1080	569
66 0113 : NORTHFIELD W-4 P-1	903	470
66 0114 : NORTHFIELD W-4 P-2	888	127
66 0115 : NORTHFIELD TWP. P-1	26	44
66 0116 : NORTHFIELD TWP. P-2	206	230

Detail of Election Results
 Independent School District No. 659 (NORTHFIELD)
 Tuesday, November 5, 2024 State General Election

Office Title: SCHOOL DISTRICT QUESTION 1 (ISD #659)

Precinct	NP YES	NP NO
66 0140 : WEBSTER TWP.	342	627
Total:	10067	6855

Office Title: SCHOOL DISTRICT QUESTION 2 (ISD #659)

Precinct	NP YES	NP NO
19 1410 : CASTLE ROCK TWP	47	65
19 2110 : EUREKA TWP	26	93
19 2310 : GREENVALE TWP	191	350
19 3810 : NORTHFIELD W-3 P-2	583	308
19 4310 : SCIOTA TWP	19	55
19 4810 : WATERFORD TWP	126	198
25 0040 : DENNISON	28	76
25 0200 : WARSAW TWP.	8	25
66 0005 : BRIDGEWATER TWP.	522	615
66 0010 : CANNON CITY TWP.	33	30
66 0012 : DENNISON CITY	0	8
66 0015 : DUNDAS	529	558
66 0020 : ERIN TWP.	2	2
66 0055 : FOREST TWP.	209	289
66 0080 : NORTHFIELD W-1 P-1	1056	299
66 0085 : NORTHFIELD W-1 P-2	1066	755
66 0090 : NORTHFIELD W-2 P-1	772	783
66 0095 : NORTHFIELD W-2 P-2	746	822
66 0105 : NORTHFIELD W-3 P-1	954	692

Detail of Election Results
 Independent School District No. 659 (NORTHFIELD)
 Tuesday, November 5, 2024 State General Election

Office Title: SCHOOL DISTRICT QUESTION 2 (ISD #659)

Precinct	NP YES	NP NO
66 0113 : NORTHFIELD W-4 P-1	802	555
66 0114 : NORTHFIELD W-4 P-2	756	242
66 0115 : NORTHFIELD TWP. P-1	25	45
66 0116 : NORTHFIELD TWP. P-2	187	247
66 0140 : WEBSTER TWP.	304	655
Total:	8991	7767

Office Title: SCHOOL DISTRICT QUESTION 3 (ISD #659)

Precinct	NP YES	NP NO
19 1410 : CASTLE ROCK TWP	40	73
19 2110 : EUREKA TWP	32	86
19 2310 : GREENVALE TWP	199	339
19 3810 : NORTHFIELD W-3 P-2	577	313
19 4310 : SCIOTA TWP	21	53
19 4810 : WATERFORD TWP	130	193
25 0040 : DENNISON	32	71
25 0200 : WARSAW TWP.	9	23
66 0005 : BRIDGEWATER TWP.	540	601
66 0010 : CANNON CITY TWP.	30	33
66 0012 : DENNISON CITY	0	9
66 0015 : DUNDAS	534	554
66 0020 : ERIN TWP.	1	3
66 0055 : FOREST TWP.	214	286
66 0080 : NORTHFIELD W-1 P-1	1117	238

Detail of Election Results
Independent School District No. 659 (NORTHFIELD)
Tuesday, November 5, 2024 State General Election

Office Title: SCHOOL DISTRICT QUESTION 3 (ISD #659)

Precinct	NP YES	NP NO
66 0085 : NORTHFIELD W-1 P-2	1093	726
66 0090 : NORTHFIELD W-2 P-1	825	723
66 0095 : NORTHFIELD W-2 P-2	817	747
66 0105 : NORTHFIELD W-3 P-1	1027	609
66 0113 : NORTHFIELD W-4 P-1	864	505
66 0114 : NORTHFIELD W-4 P-2	819	176
66 0115 : NORTHFIELD TWP. P-1	26	44
66 0116 : NORTHFIELD TWP. P-2	176	256
66 0140 : WEBSTER TWP.	322	629
Total:	9445	7290

We, the school board members of Independent School District No. 659 (NORTHFIELD), certify that we have canvassed the returns of the State General Election held on Tuesday, November 5, 2024 and have herein specified the names of any candidates receiving votes and the number of votes received by each candidate, and have herein specified the number of votes for and against any ballot questions voted on in this election.

As appears by the returns of the election precincts voting in this election, duly returned to, filed, opened, and canvassed, and now remaining on file in the office of the clerk of Independent School District No. 659 (NORTHFIELD).

Witness our official signature at _____ in _____ County this _____ day of _____, 2024.

School Board Member

School Board Member

School Board Member

School Board Member

School Board Member

School Board Member

School Board Member

State of Minnesota
Independent School District No. 659 (NORTHFIELD)

I, _____, Clerk of the Independent School District No. 659 (NORTHFIELD) do hereby certify the within and foregoing _____ pages to be a full and correct copy of the original abstract and return of the votes cast in the Independent School District No. 659 (NORTHFIELD) State General Election held on Tuesday, November 5, 2024.

Witness my hand and official seal of office this _____ day of _____, 2024.

Municipality Bridgewater
Ward _____ Precinct _____
County Rice



	AB/MB	RC DB	NF DB	TOTAL
--	-------	-------	-------	-------

Number of election judges who worked in this precinct (Total number of judges for the precinct for the entire day who signed the oath)	1. <u>10</u>	1. <u>10</u>	1. <u>10</u>	1. <u>10</u>
---	--------------	--------------	--------------	--------------

Number of voting booths in this precinct (Total number of standing/sitting booths or other types of voting spaces available in the polling place)	2. <u>6</u>	2. <u>6</u>	2. <u>6</u>	2. <u>6</u>
--	-------------	-------------	-------------	-------------

REGISTRATION STATISTICS

Number of persons registered at 7 a.m. (This number is found on the Election Precinct Certification Form located in your Head Judge Book)	*3. <u>1352</u>	*3. <u>1352</u>	*3. <u>1352</u>	*3. <u>1352</u>
--	-----------------	-----------------	-----------------	-----------------

Number of new registrants on election day (This number is found on the Summary Report you printed from the poll pad)	*4. <u>2</u>	*4. <u>3</u>	*4. <u>9</u>	*4. <u>14</u>
---	--------------	--------------	--------------	---------------

BALLOTS DELIVERED TO THE PRECINCT

Ballots delivered as certified by the clerk (This number is found on the Election Precinct Certification Form located in your Head Judge Book)	5. <u>0</u>	5. <u>0</u>	5. <u>0</u>	5. <u>0</u>
---	-------------	-------------	-------------	-------------

Ballot count adjustments from incident log (+/-) (Check your incident log for any differences found when judges counted the number of ballots in each opened package and any other notations that would affect the number of ballots for your precinct)	6. <u>0</u>	6. <u>0</u>	6. <u>0</u>	6. <u>0</u>
--	-------------	-------------	-------------	-------------

Number of unofficial ballots made (This number will most likely be "0" unless you ran out of official ballots)	7. <u>0</u>	7. <u>0</u>	7. <u>0</u>	7. <u>0</u>
---	-------------	-------------	-------------	-------------

Number of absentee ballots delivered	8. <u>232</u>	8. <u>46</u>	8. <u>185</u>	8. <u>463</u>
--------------------------------------	---------------	--------------	---------------	---------------

Total number of ballots delivered to precinct (5+6+7+8 = A)	A <u>232</u>	A <u>46</u>	A <u>185</u>	A <u>463</u>
---	--------------	-------------	--------------	--------------

BALLOTS NOT IN THE BALLOT BOX

Number of spoiled ballots (Number of ballots in the spoiled ballot envelope)	*9. <u>3</u>	*9. <u>0</u>	*9. <u>2</u>	*9. <u>5</u>
---	--------------	--------------	--------------	--------------

Number of originals for which duplicates made (Number of ballots in the duplicate ballot envelope)	*10. <u>12</u>	*10. <u>0</u>	*10. <u>0</u>	*10. <u>12</u>
---	----------------	---------------	---------------	----------------

Number of rejected absentees	*11. <u>4</u>	*11. <u>0</u>	*11. <u>0</u>	*11. <u>4</u>
------------------------------	---------------	---------------	---------------	---------------

Number of unused ballots (Count the number of unused ballots at the end of the day, including those ballots in unopened packages plus ballots not used from opened packages)	12. <u>0</u>	12. <u>0</u>	12. <u>0</u>	12. <u>0</u>
---	--------------	--------------	--------------	--------------

Total number of ballots not in the ballot box (9+10+11+12 = B)	B <u>19</u>	B <u>0</u>	B <u>2</u>	B <u>21</u>
--	-------------	------------	------------	-------------

BALLOTS CAST IN THE BALLOT BOX

Number of signatures on electronic roster (preregistered + EDR) (This number is found on the Summary Report you printed from the poll pad and should equal the Public Count and Total Paper Sheets on the DS200 Results Tape)	*13. <u>0</u>	*13. <u>0</u>	*13. <u>0</u>	*13. <u>0</u>
--	---------------	---------------	---------------	---------------

Number of accepted regular, military and overseas absentee & mail ballots	*14. <u>209</u>	*14. <u>46</u>	*14. <u>183</u>	*14. <u>438</u>
---	-----------------	----------------	-----------------	-----------------

Number of accepted federal only absentee ballots	*15. <u>4</u>	*15. <u>0</u>	*15. <u>0</u>	*15. <u>4</u>
--	---------------	---------------	---------------	---------------

Number of accepted presidential only absentee ballots	*16. <u>0</u>	*16. <u>0</u>	*16. <u>0</u>	*16. <u>0</u>
---	---------------	---------------	---------------	---------------

Total number of ballots in the ballot box (= persons voting) (13+14+15+16 = C)	C <u>213</u>	C <u>46</u>	C <u>183</u>	C <u>442</u>
--	--------------	-------------	--------------	--------------

BALLOTS RETURNED FROM THE PRECINCT

Ballots returned from the precinct (B + C = D)	D <u>232</u>	D <u>46</u>	D <u>185</u>	D <u>463</u>
--	--------------	-------------	--------------	--------------

Difference for auditor/clerk notation on delivery record (A - D = E) (This number should be "0"; if not, re-check your figures. If still not "0" and you are unable to reconcile, contact the Property Tax & Elections Office.)	E <u>0</u>	E <u>0</u>	E <u>0</u>	E <u>0</u>
--	------------	------------	------------	------------

*Entered into ERS

Municipality Cannon City
Ward _____ Precinct _____
County Rice

	AB/MB	RC DB	NF DB	TOTAL
Number of election judges who worked in this precinct (Total number of judges for the precinct for the entire day who signed the oath)	1. <u>10</u>	1. <u>10</u>	1. <u>10</u>	1. <u>10</u>
Number of voting booths in this precinct (Total number of standing/sitting booths or other types of voting spaces available in the polling place)	2. <u>6</u>	2. <u>6</u>	2. <u>6</u>	2. <u>6</u>
REGISTRATION STATISTICS				
Number of persons registered at 7 a.m. (This number is found on the Election Precinct Certification Form located in your Head Judge Book)	*3. <u>884</u>	*3. <u>884</u>	*3. <u>884</u>	*3. <u>884</u>
Number of new registrants on election day (This number is found on the Summary Report you printed from the poll pad)	*4. <u>3</u>	*4. <u>6</u>	*4. <u>0</u>	*4. <u>9</u>
BALLOTS DELIVERED TO THE PRECINCT				
Ballots delivered as certified by the clerk (This number is found on the Election Precinct Certification Form located in your Head Judge Book)	5. <u>0</u>	5. <u>0</u>	5. <u>0</u>	5. <u>0</u>
Ballot count adjustments from incident log (+/-) (Check your incident log for any differences found when judges counted the number of ballots in each opened package and any other notations that would affect the number of ballots for your precinct)	6. <u>0</u>	6. <u>0</u>	6. <u>0</u>	6. <u>0</u>
Number of unofficial ballots made (This number will most likely be "0" unless you ran out of official ballots)	7. <u>0</u>	7. <u>0</u>	7. <u>0</u>	7. <u>0</u>
Number of absentee ballots delivered	8. <u>87</u>	8. <u>85</u>	8. <u>15</u>	8. <u>187</u>
Total number of ballots delivered to precinct (5+6+7+8 = A)	A <u>87</u>	A <u>85</u>	A <u>15</u>	A <u>187</u>
BALLOTS NOT IN THE BALLOT BOX				
Number of spoiled ballots (Number of ballots in the spoiled ballot envelope)	*9. <u>1</u>	*9. <u>0</u>	*9. <u>0</u>	*9. <u>1</u>
Number of originals for which duplicates made (Number of ballots in the duplicate ballot envelope)	*10. <u>3</u>	*10. <u>0</u>	*10. <u>0</u>	*10. <u>3</u>
Number of rejected absentees	*11. <u>6</u>	*11. <u>0</u>	*11. <u>0</u>	*11. <u>6</u>
Number of unused ballots (Count the number of unused ballots at the end of the day, including those ballots in unopened packages plus ballots not used from opened packages)	12. <u>0</u>	12. <u>0</u>	12. <u>0</u>	12. <u>0</u>
Total number of ballots not in the ballot box (9+10+11+12 = B)	B <u>10</u>	B <u>0</u>	B <u>0</u>	B <u>10</u>
BALLOTS CAST IN THE BALLOT BOX				
Number of signatures on electronic roster (preregistered + EDR) (This number is found on the Summary Report you printed from the poll pad and should equal the Public Count and Total Paper Sheets on the DS200 Results Tape)	*13. <u>0</u>	*13. <u>0</u>	*13. <u>0</u>	*13. <u>0</u>
Number of accepted regular, military and overseas absentee & mail ballots	*14. <u>76</u>	*14. <u>85</u>	*14. <u>15</u>	*14. <u>176</u>
Number of accepted federal only absentee ballots	*15. <u>1</u>	*15. <u>0</u>	*15. <u>0</u>	*15. <u>1</u>
Number of accepted presidential only absentee ballots	*16. <u>0</u>	*16. <u>0</u>	*16. <u>0</u>	*16. <u>0</u>
Total number of ballots in the ballot box (= persons voting) (13+14+15+16 = C)	C <u>77</u>	C <u>85</u>	C <u>15</u>	C <u>177</u>
BALLOTS RETURNED FROM THE PRECINCT				
Ballots returned from the precinct (B + C = D)	D <u>87</u>	D <u>85</u>	D <u>15</u>	D <u>187</u>
Difference for auditor/clerk notation on delivery record (A - D = E) (This number should be "0"; if not, re-check your figures. If still not "0" and you are unable to reconcile, contact the Property Tax & Elections Office.)	E <u>0</u>	E <u>0</u>	E <u>0</u>	E <u>0</u>

*Entered into ERS

Precinct Summary Statement
State General Election: November 5, 2024

Municipality Dermison

Ward _____ Precinct _____

County Rice

Number of election judges who worked in this precinct
(Total number of judges for the precinct for the entire day who signed the oath)

1. 10

1. 10

1. 10

1. 10

Number of voting booths in this precinct
(Total number of standing/sitting booths or other types of voting spaces available in the polling place)

2. 6

2. 6

2. 6

2. 6

REGISTRATION STATISTICS

Number of persons registered at 7 a.m.
(This number is found on the Election Precinct Certification Form located in your Head Judge Book)

*3. 11

*3. 11

*3. 11

*3. 11

Number of new registrants on election day
(This number is found on the Summary Report you printed from the poll pad)

*4. 0

*4. 0

*4. 0

*4. 0

BALLOTS DELIVERED TO THE PRECINCT

Ballots delivered as certified by the clerk
(This number is found on the Election Precinct Certification Form located in your Head Judge Book)

5. 0

5. 0

5. 0

5. 0

Ballot count adjustments from incident log (+/-)
(Check your incident log for any differences found when judges counted the number of ballots in each opened package and any other notations that would affect the number of ballots for your precinct)

6. 0

6. 0

6. 0

6. 0

Number of unofficial ballots made
(This number will most likely be "0" unless you ran out of official ballots)

7. 0

7. 0

7. 0

7. 0

Number of absentee ballots delivered

8. 12

8. 1

8. 0

8. 13

Total number of ballots delivered to precinct (5+6+7+8 = A)

A 12

A 1

A 0

A 13

BALLOTS NOT IN THE BALLOT BOX

Number of spoiled ballots
(Number of ballots in the spoiled ballot envelope)

*9. 0

*9. 0

*9. 0

*9. 0

Number of originals for which duplicates made
(Number of ballots in the duplicate ballot envelope)

*10. 3

*10. 0

*10. 0

*10. 3

Number of rejected absentees

*11. 1

*11. 0

*11. 0

*11. 1

Number of unused ballots
(Count the number of unused ballots at the end of the day, including those ballots in unopened packages plus ballots not used from opened packages)

12. 0

12. 0

12. 0

12. 0

Total number of ballots not in the ballot box (9+10+11+12 = B)

B 4

B 0

B 0

B 4

BALLOTS CAST IN THE BALLOT BOX

Number of signatures on electronic roster (preregistered + EDR)
(This number is found on the Summary Report you printed from the poll pad and should equal the Public Count and Total Paper Sheets on the DS200 Results Tape)

*13. 0

*13. 0

*13. 0

*13. 0

Number of accepted regular, military and overseas absentee & mail ballots

*14. 8

*14. 1

*14. 0

*14. 9

Number of accepted federal only absentee ballots

*15. 0

*15. 0

*15. 0

*15. 0

Number of accepted presidential only absentee ballots

*16. 0

*16. 0

*16. 0

*16. 0

Total number of ballots in the ballot box (= persons voting) (13+14+15+16 = C)

C 8

C 1

C 0

C 9

BALLOTS RETURNED FROM THE PRECINCT

Ballots returned from the precinct (B + C = D)

D 12

D 1

D 0

D 13

Difference for auditor/clerk notation on delivery record (A - D = E)
(This number should be "0"; if not, re-check your figures. If still not "0" and you are unable to reconcile, contact the Property Tax & Elections Office.)

E 0

E 0

E 0

E 0

Precinct Summary Statement
State General Election: November 5, 2024

Municipality Dundas

Ward _____ Precinct _____

County Rice

	AB/MB	RC DB	NF DB	TOTAL
--	-------	-------	-------	-------

Number of election judges who worked in this precinct (Total number of judges for the precinct for the entire day who signed the oath)	1. <u>10</u>	1. <u>10</u>	1. <u>10</u>	1. <u>10</u>
---	--------------	--------------	--------------	--------------

Number of voting booths in this precinct (Total number of standing/sitting booths or other types of voting spaces available in the polling place)	2. <u>6</u>	2. <u>6</u>	2. <u>6</u>	2. <u>6</u>
--	-------------	-------------	-------------	-------------

REGISTRATION STATISTICS

Number of persons registered at 7 a.m. (This number is found on the Election Precinct Certification Form located in your Head Judge Book)	*3. <u>1250</u>	*3. <u>1250</u>	*3. <u>1250</u>	*3. <u>1250</u>
--	-----------------	-----------------	-----------------	-----------------

Number of new registrants on election day (This number is found on the Summary Report you printed from the poll pad)	*4. <u>10</u>	*4. <u>0</u>	*4. <u>3</u>	*4. <u>13</u>
---	---------------	--------------	--------------	---------------

BALLOTS DELIVERED TO THE PRECINCT

Ballots delivered as certified by the clerk (This number is found on the Election Precinct Certification Form located in your Head Judge Book)	5. <u>0</u>	5. <u>0</u>	5. <u>0</u>	5. <u>0</u>
---	-------------	-------------	-------------	-------------

Ballot count adjustments from incident log (+/-) (Check your incident log for any differences found when judges counted the number of ballots in each opened package and any other notations that would affect the number of ballots for your precinct)	6. <u>0</u>	6. <u>0</u>	6. <u>0</u>	6. <u>0</u>
--	-------------	-------------	-------------	-------------

Number of unofficial ballots made (This number will most likely be "0" unless you ran out of official ballots)	7. <u>0</u>	7. <u>0</u>	7. <u>0</u>	7. <u>0</u>
---	-------------	-------------	-------------	-------------

Number of absentee ballots delivered	8. <u>213</u>	8. <u>11</u>	8. <u>175</u>	8. <u>399</u>
--------------------------------------	---------------	--------------	---------------	---------------

Total number of ballots delivered to precinct (5+6+7+8 = A)	A <u>213</u>	A <u>11</u>	A <u>175</u>	A <u>399</u>
---	--------------	-------------	--------------	--------------

BALLOTS NOT IN THE BALLOT BOX

Number of spoiled ballots (Number of ballots in the spoiled ballot envelope)	*9. <u>2</u>	*9. <u>0</u>	*9. <u>2</u>	*9. <u>4</u>
---	--------------	--------------	--------------	--------------

Number of originals for which duplicates made (Number of ballots in the duplicate ballot envelope)	*10. <u>5</u>	*10. <u>0</u>	*10. <u>0</u>	*10. <u>5</u>
---	---------------	---------------	---------------	---------------

Number of rejected absentees	*11. <u>8</u>	*11. <u>0</u>	*11. <u>0</u>	*11. <u>8</u>
------------------------------	---------------	---------------	---------------	---------------

Number of unused ballots (Count the number of unused ballots at the end of the day, including those ballots in unopened packages plus ballots not used from opened packages)	12. <u>0</u>	12. <u>0</u>	12. <u>0</u>	12. <u>0</u>
---	--------------	--------------	--------------	--------------

Total number of ballots not in the ballot box (9+10+11+12 = B)	B <u>15</u>	B <u>0</u>	B <u>2</u>	B <u>17</u>
--	-------------	------------	------------	-------------

BALLOTS CAST IN THE BALLOT BOX

Number of signatures on electronic roster (preregistered + EDR) (This number is found on the Summary Report you printed from the poll pad and should equal the Public Count and Total Paper Sheets on the DS200 Results Tape)	*13. <u>0</u>	*13. <u>0</u>	*13. <u>0</u>	*13. <u>0</u>
--	---------------	---------------	---------------	---------------

Number of accepted regular, military and overseas absentee & mail ballots	*14. <u>196</u>	*14. <u>11</u>	*14. <u>173</u>	*14. <u>380</u>
---	-----------------	----------------	-----------------	-----------------

Number of accepted federal only absentee ballots	*15. <u>2</u>	*15. <u>0</u>	*15. <u>0</u>	*15. <u>2</u>
--	---------------	---------------	---------------	---------------

Number of accepted presidential only absentee ballots	*16. <u>0</u>	*16. <u>0</u>	*16. <u>0</u>	*16. <u>0</u>
---	---------------	---------------	---------------	---------------

Total number of ballots in the ballot box (= persons voting) (13+14+15+16 = C)	C <u>198</u>	C <u>11</u>	C <u>173</u>	C <u>382</u>
--	--------------	-------------	--------------	--------------

BALLOTS RETURNED FROM THE PRECINCT

Ballots returned from the precinct (B + C = D)	D <u>213</u>	D <u>11</u>	D <u>173</u>	D <u>399</u>
--	--------------	-------------	--------------	--------------

Difference for auditor/clerk notation on delivery record (A - D = E) (This number should be "0"; if not, re-check your figures. If still not "0" and you are unable to reconcile, contact the Property Tax & Elections Office.)	E <u>0</u>	E <u>0</u>	E <u>0</u>	E <u>0</u>
--	------------	------------	------------	------------

*Entered into ERS

Precinct Summary Statement
State General Election: November 5, 2024

Municipality Erin Town

Ward _____ Precinct _____

County Rice AB/MB RC DB NF DB TOTAL

Number of election judges who worked in this precinct (Total number of judges for the precinct for the entire day who signed the oath) 1. 10 1. 10 1. 10 1. 10

Number of voting booths in this precinct (Total number of standing/sitting booths or other types of voting spaces available in the polling place) 2. 6 2. 6 2. 6 2. 6

REGISTRATION STATISTICS

Number of persons registered at 7 a.m. (This number is found on the Election Precinct Certification Form located in your Head Judge Book) *3. 645 *3. 645 *3. 645 *3. 645

Number of new registrants on election day (This number is found on the Summary Report you printed from the poll pad) *4. 1 *4. 2 *4. 0 *4. 3

BALLOTS DELIVERED TO THE PRECINCT

Ballots delivered as certified by the clerk (This number is found on the Election Precinct Certification Form located in your Head Judge Book) 5. 0 5. 0 5. 0 5. 0

Ballot count adjustments from incident log (+/-) (Check your incident log for any differences found when judges counted the number of ballots in each opened package and any other notations that would affect the number of ballots for your precinct) 6. 0 6. 0 6. 0 6. 0

Number of unofficial ballots made (This number will most likely be "0" unless you ran out of official ballots) 7. 0 7. 0 7. 0 7. 0

Number of absentee ballots delivered 8. 47 8. 56 8. 11 8. 114

Total number of ballots delivered to precinct (5+6+7+8 = A) A 47 A 56 A 11 A 114

BALLOTS NOT IN THE BALLOT BOX

Number of spoiled ballots (Number of ballots in the spoiled ballot envelope) *9. 1 *9. 0 *9. 2 *9. 3

Number of originals for which duplicates made (Number of ballots in the duplicate ballot envelope) *10. 4 *10. 0 *10. 0 *10. 4

Number of rejected absentees *11. 0 *11. 0 *11. 0 *11. 0

Number of unused ballots (Count the number of unused ballots at the end of the day, including those ballots in unopened packages plus ballots not used from opened packages) 12. 0 12. 0 12. 0 12. 0

Total number of ballots not in the ballot box (9+10+11+12 = B) B 5 B 0 B 2 B 7

BALLOTS CAST IN THE BALLOT BOX

Number of signatures on electronic roster (preregistered + EDR) (This number is found on the Summary Report you printed from the poll pad and should equal the Public Count and Total Paper Sheets on the DS200 Results Tape) *13. 0 *13. 0 *13. 0 *13. 0

Number of accepted regular, military and overseas absentee & mail ballots *14. 42 *14. 56 *14. 9 *14. 107

Number of accepted federal only absentee ballots *15. 0 *15. 0 *15. 0 *15. 0

Number of accepted presidential only absentee ballots *16. 0 *16. 0 *16. 0 *16. 0

Total number of ballots in the ballot box (= persons voting) (13+14+15+16 = C) C 42 C 56 C 9 C 107

BALLOTS RETURNED FROM THE PRECINCT

Ballots returned from the precinct (B + C = D) D 47 D 56 D 11 D 114

Difference for auditor/clerk notation on delivery record (A - D = E) (This number should be "0"; if not, re-check your figures. If still not "0" and you are unable to reconcile, contact the Property Tax & Elections Office.) E 0 E 0 E 0 E 0

*Entered into ERS

Precinct Summary Statement
State General Election: November 5, 2024

Municipality Forest Town

Ward _____ Precinct _____

County Rice

	AB/MB	RC DB	NF DB	TOTAL
--	-------	-------	-------	-------

Number of election judges who worked in this precinct (Total number of judges for the precinct for the entire day who signed the oath)	1. <u>10</u>	1. <u>10</u>	1. <u>10</u>	1. <u>10</u>
---	--------------	--------------	--------------	--------------

Number of voting booths in this precinct (Total number of standing/sitting booths or other types of voting spaces available in the polling place)	2. <u>6</u>	2. <u>6</u>	2. <u>6</u>	2. <u>6</u>
--	-------------	-------------	-------------	-------------

REGISTRATION STATISTICS

Number of persons registered at 7 a.m. (This number is found on the Election Precinct Certification Form located in your Head Judge Book)	*3. <u>989</u>	*3. <u>989</u>	*3. <u>989</u>	*3. <u>989</u>
--	----------------	----------------	----------------	----------------

Number of new registrants on election day (This number is found on the Summary Report you printed from the poll pad)	*4. <u>6</u>	*4. <u>8</u>	*4. <u>4</u>	*4. <u>18</u>
---	--------------	--------------	--------------	---------------

BALLOTS DELIVERED TO THE PRECINCT

Ballots delivered as certified by the clerk (This number is found on the Election Precinct Certification Form located in your Head Judge Book)	5. <u>0</u>	5. <u>0</u>	5. <u>0</u>	5. <u>0</u>
---	-------------	-------------	-------------	-------------

Ballot count adjustments from incident log (+/-) (Check your incident log for any differences found when judges counted the number of ballots in each opened package and any other notations that would affect the number of ballots for your precinct)	6. <u>0</u>	6. <u>0</u>	6. <u>0</u>	6. <u>0</u>
--	-------------	-------------	-------------	-------------

Number of unofficial ballots made (This number will most likely be "0" unless you ran out of official ballots)	7. <u>0</u>	7. <u>0</u>	7. <u>0</u>	7. <u>0</u>
---	-------------	-------------	-------------	-------------

Number of absentee ballots delivered	8. <u>125</u>	8. <u>88</u>	8. <u>46</u>	8. <u>259</u>
Total number of ballots delivered to precinct (5+6+7+8 = A)	<u>125</u>	<u>88</u>	<u>46</u>	<u>259</u>

BALLOTS NOT IN THE BALLOT BOX

Number of spoiled ballots (Number of ballots in the spoiled ballot envelope)	*9. <u>4</u>	*9. <u>0</u>	*9. <u>0</u>	*9. <u>4</u>
---	--------------	--------------	--------------	--------------

Number of originals for which duplicates made (Number of ballots in the duplicate ballot envelope)	*10. <u>8</u>	*10. <u>0</u>	*10. <u>0</u>	*10. <u>8</u>
---	---------------	---------------	---------------	---------------

Number of rejected absentees	*11. <u>5</u>	*11. <u>0</u>	*11. <u>0</u>	*11. <u>5</u>
------------------------------	---------------	---------------	---------------	---------------

Number of unused ballots (Count the number of unused ballots at the end of the day, including those ballots in unopened packages plus ballots not used from opened packages)	12. <u>0</u>	12. <u>0</u>	12. <u>0</u>	12. <u>0</u>
Total number of ballots not in the ballot box (9+10+11+12 = B)	<u>17</u>	<u>0</u>	<u>0</u>	<u>17</u>

BALLOTS CAST IN THE BALLOT BOX

Number of signatures on electronic roster (preregistered + EDR) (This number is found on the Summary Report you printed from the poll pad and should equal the Public Count and Total Paper Sheets on the DS200 Results Tape)	*13. <u>0</u>	*13. <u>0</u>	*13. <u>0</u>	*13. <u>0</u>
--	---------------	---------------	---------------	---------------

Number of accepted regular, military and overseas absentee & mail ballots	*14. <u>103</u>	*14. <u>88</u>	*14. <u>46</u>	*14. <u>237</u>
---	-----------------	----------------	----------------	-----------------

Number of accepted federal only absentee ballots	*15. <u>5</u>	*15. <u>0</u>	*15. <u>0</u>	*15. <u>5</u>
--	---------------	---------------	---------------	---------------

Number of accepted presidential only absentee ballots	*16. <u>0</u>	*16. <u>0</u>	*16. <u>0</u>	*16. <u>0</u>
Total number of ballots in the ballot box (= persons voting) (13+14+15+16 = C)	<u>108</u>	<u>88</u>	<u>46</u>	<u>242</u>

BALLOTS RETURNED FROM THE PRECINCT

Ballots returned from the precinct (B + C = D)	<u>125</u>	<u>88</u>	<u>46</u>	<u>259</u>
--	------------	-----------	-----------	------------

Difference for auditor/clerk notation on delivery record (A - D = E) (This number should be "0"; if not, re-check your figures. If still not "0" and you are unable to reconcile, contact the Property Tax & Elections Office.)	<u>0</u>	<u>0</u>	<u>0</u>	<u>0</u>
--	----------	----------	----------	----------

Precinct Summary Statement
State General Election: November 5, 2024

Municipality Northfield

Ward 1 Precinct 1

County Rice AB/MB RC DB NF DB TOTAL

Number of election judges who worked in this precinct
(Total number of judges for the precinct for the entire day who signed the oath)

1. 10 1. 10 1. 10 1. 10

Number of voting booths in this precinct
(Total number of standing/sitting booths or other types of voting spaces available in the polling place)

2. 6 2. 6 2. 6 2. 6

REGISTRATION STATISTICS

Number of persons registered at 7 a.m.
(This number is found on the Election Precinct Certification Form located in your Head Judge Book)

*3. 1928 *3. 1928 *3. 1928 *3. 1928

Number of new registrants on election day
(This number is found on the Summary Report you printed from the poll pad)

*4. 77 *4. 0 *4. 42 *4. 119

BALLOTS DELIVERED TO THE PRECINCT

Ballots delivered as certified by the clerk
(This number is found on the Election Precinct Certification Form located in your Head Judge Book)

5. 0 5. 0 5. 0 5. 0

Ballot count adjustments from incident log (+/-)
(Check your incident log for any differences found when judges counted the number of ballots in each opened package and any other notations that would affect the number of ballots for your precinct)

6. 0 6. 0 6. 0 6. 0

Number of unofficial ballots made
(This number will most likely be "0" unless you ran out of official ballots)

7. 0 7. 0 7. 0 7. 0

Number of absentee ballots delivered
Total number of ballots delivered to precinct (5+6+7+8 = A)

8. 540 8. 1 8. 265 8. 806
A 540 A 1 A 265 A 806

BALLOTS NOT IN THE BALLOT BOX

Number of spoiled ballots
(Number of ballots in the spoiled ballot envelope)

*9. 1 *9. 0 *9. 6 *9. 7

Number of originals for which duplicates made
(Number of ballots in the duplicate ballot envelope)

*10. 63 *10. 0 *10. 0 *10. 63

Number of rejected absentees

*11. 812 *11. 0 *11. 0 *11. 12

Number of unused ballots
(Count the number of unused ballots at the end of the day, including those ballots in unopened packages plus ballots not used from opened packages)

12. 0 12. 0 12. 0 12. 0

Total number of ballots not in the ballot box (9+10+11+12 = B)

B 76 B 0 B 6 B 82

BALLOTS CAST IN THE BALLOT BOX

Number of signatures on electronic roster (preregistered + EDR)
(This number is found on the Summary Report you printed from the poll pad and should equal the Public Count and Total Paper Sheets on the DS200 Results Tape)

*13. 0 *13. 0 *13. 0 *13. 0

Number of accepted regular, military and overseas absentee & mail ballots

*14. 447 *14. 1 *14. 259 *14. 707

Number of accepted federal only absentee ballots

*15. 17 *15. 0 *15. 0 *15. 17

Number of accepted presidential only absentee ballots
Total number of ballots in the ballot box (= persons voting) (13+14+15+16 = C)

*16. 0 *16. 0 *16. 0 *16. 0
C 464 C 1 C 259 C 724

BALLOTS RETURNED FROM THE PRECINCT

Ballots returned from the precinct (B + C = D)

D 540 D 1 D 265 D 806

Difference for auditor/clerk notation on delivery record (A - D = E)
(This number should be "0"; if not, re-check your figures. If still not "0" and you are unable to reconcile, contact the Property Tax & Elections Office.)

E 0 E 0 E 0 E 0

*Entered into ERS

Precinct Summary Statement
State General Election: November 5, 2024

Municipality Northfield
Ward 1 Precinct 2
County Rice

	AB/MB	RC DB	NF DB	TOTAL
--	-------	-------	-------	-------

Number of election judges who worked in this precinct (Total number of judges for the precinct for the entire day who signed the oath)	1. <u>10</u>	1. <u>10</u>	1. <u>10</u>	1. <u>10</u>
Number of voting booths in this precinct (Total number of standing/sitting booths or other types of voting spaces available in the polling place)	2. <u>6</u>	2. <u>6</u>	2. <u>6</u>	2. <u>6</u>

REGISTRATION STATISTICS

Number of persons registered at 7 a.m. (This number is found on the Election Precinct Certification Form located in your Head Judge Book)	*3. <u>2010</u>	*3. <u>2010</u>	*3. <u>2010</u>	*3. <u>2010</u>
Number of new registrants on election day (This number is found on the Summary Report you printed from the poll pad)	*4. <u>10</u>	*4. <u>0</u>	*4. <u>22</u>	*4. <u>32</u>

BALLETS DELIVERED TO THE PRECINCT

Ballots delivered as certified by the clerk (This number is found on the Election Precinct Certification Form located in your Head Judge Book)	5. <u>0</u>	5. <u>0</u>	5. <u>0</u>	5. <u>0</u>
Ballot count adjustments from incident log (+/-) (Check your incident log for any differences found when judges counted the number of ballots in each opened package and any other notations that would affect the number of ballots for your precinct)	6. <u>0</u>	6. <u>0</u>	6. <u>0</u>	6. <u>0</u>
Number of unofficial ballots made (This number will most likely be "0" unless you ran out of official ballots)	7. <u>0</u>	7. <u>0</u>	7. <u>0</u>	7. <u>0</u>
Number of absentee ballots delivered	8. <u>587</u>	8. <u>4</u>	8. <u>557</u>	8. <u>1148</u>
Total number of ballots delivered to precinct (5+6+7+8 = A)		A <u>587</u>	A <u>557</u>	A <u>1148</u>

BALLETS NOT IN THE BALLOT BOX

Number of spoiled ballots (Number of ballots in the spoiled ballot envelope)	*9. <u>11</u>	*9. <u>0</u>	*9. <u>4</u>	*9. <u>15</u>
Number of originals for which duplicates made (Number of ballots in the duplicate ballot envelope)	*10. <u>34</u>	*10. <u>0</u>	*10. <u>0</u>	*10. <u>34</u>
Number of rejected absentees	*11. <u>8</u>	*11. <u>0</u>	*11. <u>0</u>	*11. <u>8</u>
Number of unused ballots (Count the number of unused ballots at the end of the day, including those ballots in unopened packages plus ballots not used from opened packages)	12. <u>0</u>	12. <u>0</u>	12. <u>0</u>	12. <u>0</u>
Total number of ballots not in the ballot box (9+10+11+12 = B)		B <u>53</u>	B <u>4</u>	B <u>57</u>

BALLETS CAST IN THE BALLOT BOX

Number of signatures on electronic roster (preregistered + EDR) (This number is found on the Summary Report you printed from the poll pad and should equal the Public Count and Total Paper Sheets on the DS200 Results Tape)	*13. <u>0</u>	*13. <u>0</u>	*13. <u>0</u>	*13. <u>0</u>
Number of accepted regular, military and overseas absentee & mail ballots *	*14. <u>526</u>	*14. <u>4</u>	*14. <u>553</u>	*14. <u>1083</u>
Number of accepted federal only absentee ballots	*15. <u>8</u>	*15. <u>0</u>	*15. <u>0</u>	*15. <u>8</u>
Number of accepted presidential only absentee ballots	*16. <u>0</u>	*16. <u>0</u>	*16. <u>0</u>	*16. <u>0</u>
Total number of ballots in the ballot box (= persons voting) (13+14+15+16 = C)		C <u>534</u>	C <u>4</u>	C <u>1091</u>

BALLETS RETURNED FROM THE PRECINCT

Ballots returned from the precinct (B + C = D)	D <u>587</u>	D <u>4</u>	D <u>557</u>	D <u>1148</u>
Difference for auditor/clerk notation on delivery record (A - D = E) (This number should be "0"; if not, re-check your figures. If still not "0" and you are unable to reconcile, contact the Property Tax & Elections Office.)	E <u>0</u>	E <u>0</u>	E <u>0</u>	E <u>0</u>

*Entered into ERS

Precinct Summary Statement
State General Election: November 5, 2024

Municipality Northfield
Ward 2 Precinct 1
County Rice

	AB/MB	RC DB	NF DB	TOTAL
Number of election judges who worked in this precinct (Total number of judges for the precinct for the entire day who signed the oath)	1. <u>10</u>	1. <u>10</u>	1. <u>10</u>	1. <u>10</u>
Number of voting booths in this precinct (Total number of standing/sitting booths or other types of voting spaces available in the polling place)	2. <u>6</u>	2. <u>6</u>	2. <u>6</u>	2. <u>6</u>
REGISTRATION STATISTICS				
Number of persons registered at 7 a.m. (This number is found on the Election Precinct Certification Form located in your Head Judge Book)	*3. <u>1831</u>	*3. <u>1831</u>	*3. <u>1831</u>	*3. <u>1831</u>
Number of new registrants on election day (This number is found on the Summary Report you printed from the poll pad)	*4. <u>11</u>	*4. <u>0</u>	*4. <u>21</u>	*4. <u>28</u>
BALLOTS DELIVERED TO THE PRECINCT				
Ballots delivered as certified by the clerk (This number is found on the Election Precinct Certification Form located in your Head Judge Book)	5. <u>0</u>	5. <u>0</u>	5. <u>0</u>	5. <u>0</u>
Ballot count adjustments from incident log (+/-) (Check your incident log for any differences found when judges counted the number of ballots in each opened package and any other notations that would affect the number of ballots for your precinct)	6. <u>0</u>	6. <u>0</u>	6. <u>0</u>	6. <u>0</u>
Number of unofficial ballots made (This number will most likely be "0" unless you ran out of official ballots)	7. <u>0</u>	7. <u>0</u>	7. <u>0</u>	7. <u>0</u>
Number of absentee ballots delivered	8. <u>386</u>	8. <u>3</u>	8. <u>360</u>	8. <u>749</u>
Total number of ballots delivered to precinct (5+6+7+8 = A)	A <u>386</u>	A <u>3</u>	A <u>360</u>	A <u>749</u>
BALLOTS NOT IN THE BALLOT BOX				
Number of spoiled ballots (Number of ballots in the spoiled ballot envelope)	*9. <u>2</u>	*9. <u>0</u>	*9. <u>5</u>	*9. <u>7</u>
Number of originals for which duplicates made (Number of ballots in the duplicate ballot envelope)	*10. <u>21</u>	*10. <u>0</u>	*10. <u>0</u>	*10. <u>21</u>
Number of rejected absentees	*11. <u>9</u>	*11. <u>0</u>	*11. <u>0</u>	*11. <u>9</u>
Number of unused ballots (Count the number of unused ballots at the end of the day, including those ballots in unopened packages plus ballots not used from opened packages)	12. <u>0</u>	12. <u>0</u>	12. <u>0</u>	12. <u>0</u>
Total number of ballots not in the ballot box (9+10+11+12 = B)	B <u>32</u>	B <u>0</u>	B <u>5</u>	B <u>37</u>
BALLOTS CAST IN THE BALLOT BOX				
Number of signatures on electronic roster (preregistered + EDR) (This number is found on the Summary Report you printed from the poll pad and should equal the Public Count and Total Paper Sheets on the DS200 Results Tape)	*13. <u>0</u>	*13. <u>0</u>	*13. <u>0</u>	*13. <u>0</u>
Number of accepted regular, military and overseas absentee & mail ballots	*14. <u>350</u>	*14. <u>3</u>	*14. <u>355</u>	*14. <u>708</u>
Number of accepted federal only absentee ballots	*15. <u>4</u>	*15. <u>0</u>	*15. <u>0</u>	*15. <u>4</u>
Number of accepted presidential only absentee ballots	*16. <u>0</u>	*16. <u>0</u>	*16. <u>0</u>	*16. <u>0</u>
Total number of ballots in the ballot box (= persons voting) (13+14+15+16 = C)	C <u>354</u>	C <u>3</u>	C <u>355</u>	C <u>712</u>
BALLOTS RETURNED FROM THE PRECINCT				
Ballots returned from the precinct (B + C = D)	D <u>386</u>	D <u>3</u>	D <u>360</u>	D <u>749</u>
Difference for auditor/clerk notation on delivery record (A - D = E) (This number should be "0"; if not, re-check your figures. If still not "0" and you are unable to reconcile, contact the Property Tax & Elections Office.)	E <u>0</u>	E <u>0</u>	E <u>0</u>	E <u>0</u>

*Entered into ERS

Precinct Summary Statement
State General Election: November 5, 2024

Municipality Northfield
Ward 2 Precinct 2
County Rice

	AB/MB	RC DB	NF DB	TOTAL
--	-------	-------	-------	-------

Number of election judges who worked in this precinct (Total number of judges for the precinct for the entire day who signed the oath)	1. <u>10</u>	1. <u>10</u>	1. <u>10</u>	1. <u>10</u>
Number of voting booths in this precinct (Total number of standing/sitting booths or other types of voting spaces available in the polling place)	2. <u>6</u>	2. <u>6</u>	2. <u>6</u>	2. <u>6</u>

REGISTRATION STATISTICS

Number of persons registered at 7 a.m. (This number is found on the Election Precinct Certification Form located in your Head Judge Book)	*3. <u>1860</u>	*3. <u>1860</u>	*3. <u>1860</u>	*3. <u>1860</u>
Number of new registrants on election day (This number is found on the Summary Report you printed from the poll pad)	*4. <u>15</u>	*4. <u>0</u>	*4. <u>15</u>	*4. <u>30</u>

BALLOTS DELIVERED TO THE PRECINCT

Ballots delivered as certified by the clerk (This number is found on the Election Precinct Certification Form located in your Head Judge Book)	5. <u>0</u>	5. <u>0</u>	5. <u>0</u>	5. <u>0</u>
Ballot count adjustments from incident log (+/-) (Check your incident log for any differences found when judges counted the number of ballots in each opened package and any other notations that would affect the number of ballots for your precinct)	6. <u>0</u>	6. <u>0</u>	6. <u>0</u>	6. <u>0</u>
Number of unofficial ballots made (This number will most likely be "0" unless you ran out of official ballots)	7. <u>0</u>	7. <u>0</u>	7. <u>0</u>	7. <u>0</u>
Number of absentee ballots delivered	8. <u>431</u>	8. <u>10</u>	8. <u>355</u>	8. <u>796</u>
Total number of ballots delivered to precinct (5+6+7+8 = A)	A <u>431</u>	A <u>10</u>	A <u>355</u>	A <u>796</u>

BALLOTS NOT IN THE BALLOT BOX

Number of spoiled ballots (Number of ballots in the spoiled ballot envelope)	*9. <u>4</u>	*9. <u>0</u>	*9. <u>5</u>	*9. <u>9</u>
Number of originals for which duplicates made (Number of ballots in the duplicate ballot envelope)	*10. <u>14</u>	*10. <u>0</u>	*10. <u>0</u>	*10. <u>14</u>
Number of rejected absentees	*11. <u>9</u>	*11. <u>0</u>	*11. <u>0</u>	*11. <u>9</u>
Number of unused ballots (Count the number of unused ballots at the end of the day, including those ballots in unopened packages plus ballots not used from opened packages)	12. <u>0</u>	12. <u>0</u>	12. <u>0</u>	12. <u>0</u>
Total number of ballots not in the ballot box (9+10+11+12 = B)	B <u>27</u>	B <u>0</u>	B <u>5</u>	B <u>32</u>

BALLOTS CAST IN THE BALLOT BOX

Number of signatures on electronic roster (preregistered + EDR) (This number is found on the Summary Report you printed from the poll pad and should equal the Public Count and Total Paper Sheets on the DS200 Results Tape)	*13. <u>0</u>	*13. <u>0</u>	*13. <u>0</u>	*13. <u>0</u>
Number of accepted regular, military and overseas absentee & mail ballots	*14. <u>404</u>	*14. <u>10</u>	*14. <u>350</u>	*14. <u>764</u>
Number of accepted federal only absentee ballots	*15. <u>0</u>	*15. <u>0</u>	*15. <u>0</u>	*15. <u>0</u>
Number of accepted presidential only absentee ballots	*16. <u>0</u>	*16. <u>0</u>	*16. <u>0</u>	*16. <u>0</u>
Total number of ballots in the ballot box (= persons voting) (13+14+15+16 = C)	C <u>404</u>	C <u>10</u>	C <u>350</u>	C <u>764</u>

BALLOTS RETURNED FROM THE PRECINCT

Ballots returned from the precinct (B + C = D)	D <u>431</u>	D <u>10</u>	D <u>355</u>	D <u>796</u>
Difference for auditor/clerk notation on delivery record (A - D = E) (This number should be "0"; if not, re-check your figures. If still not "0" and you are unable to reconcile, contact the Property Tax & Elections Office.)	E <u>0</u>	E <u>0</u>	E <u>0</u>	E <u>0</u>

*Entered into ERS

Precinct Summary Statement
State General Election: November 5, 2024

Municipality Northfield
Ward 3 Precinct 1
County Rice

	AB/MB	RC DB	NF DB	TOTAL
Number of election judges who worked in this precinct (Total number of judges for the precinct for the entire day who signed the oath)	1. <u>10</u>	1. <u>10</u>	1. <u>10</u>	1. <u>10</u>
Number of voting booths in this precinct (Total number of standing/sitting booths or other types of voting spaces available in the polling place)	2. <u>6</u>	2. <u>6</u>	2. <u>6</u>	2. <u>6</u>
REGISTRATION STATISTICS				
Number of persons registered at 7 a.m. (This number is found on the Election Precinct Certification Form located in your Head Judge Book)	*3. <u>1964</u>	*3. <u>1964</u>	*3. <u>1964</u>	*3. <u>1964</u>
Number of new registrants on election day (This number is found on the Summary Report you printed from the poll pad)	*4. <u>12</u>	*4. <u>1</u>	*4. <u>32</u>	*4. <u>45</u>
BALLOTS DELIVERED TO THE PRECINCT				
Ballots delivered as certified by the clerk (This number is found on the Election Precinct Certification Form located in your Head Judge Book)	5. <u>0</u>	5. <u>0</u>	5. <u>0</u>	5. <u>0</u>
Ballot count adjustments from incident log (+/-) (Check your incident log for any differences found when judges counted the number of ballots in each opened package and any other notations that would affect the number of ballots for your precinct)	6. <u>0</u>	6. <u>0</u>	6. <u>0</u>	6. <u>0</u>
Number of unofficial ballots made (This number will most likely be "0" unless you ran out of official ballots)	7. <u>0</u>	7. <u>0</u>	7. <u>0</u>	7. <u>0</u>
Number of absentee ballots delivered	8. <u>520</u>	8. <u>8</u>	8. <u>333</u>	8. <u>861</u>
Total number of ballots delivered to precinct (5+6+7+8 = A)	A <u>520</u>	A <u>8</u>	A <u>333</u>	A <u>861</u>
BALLOTS NOT IN THE BALLOT BOX				
Number of spoiled ballots (Number of ballots in the spoiled ballot envelope)	*9. <u>5</u>	*9. <u>0</u>	*9. <u>6</u>	*9. <u>11</u>
Number of originals for which duplicates made (Number of ballots in the duplicate ballot envelope)	*10. <u>26</u>	*10. <u>0</u>	*10. <u>0</u>	*10. <u>26</u>
Number of rejected absentees	*11. <u>21</u>	*11. <u>0</u>	*11. <u>0</u>	*11. <u>21</u>
Number of unused ballots (Count the number of unused ballots at the end of the day, including those ballots in unopened packages plus ballots not used from opened packages)	12. <u>0</u>	12. <u>0</u>	12. <u>0</u>	12. <u>0</u>
Total number of ballots not in the ballot box (9+10+11+12 = B)	B <u>52</u>	B <u>0</u>	B <u>6</u>	B <u>58</u>
BALLOTS CAST IN THE BALLOT BOX				
Number of signatures on electronic roster (preregistered + EDR) (This number is found on the Summary Report you printed from the poll pad and should equal the Public Count and Total Paper Sheets on the DS200 Results Tape)	*13. <u>0</u>	*13. <u>0</u>	*13. <u>0</u>	*13. <u>0</u>
Number of accepted regular, military and overseas absentee & mail ballots *	*14. <u>462</u>	*14. <u>8</u>	*14. <u>327</u>	*14. <u>797</u>
Number of accepted federal only absentee ballots	*15. <u>6</u>	*15. <u>0</u>	*15. <u>0</u>	*15. <u>6</u>
Number of accepted presidential only absentee ballots	*16. <u>0</u>	*16. <u>0</u>	*16. <u>0</u>	*16. <u>0</u>
Total number of ballots in the ballot box (= persons voting) (13+14+15+16 = C)	C <u>468</u>	C <u>8</u>	C <u>327</u>	C <u>803</u>
BALLOTS RETURNED FROM THE PRECINCT				
Ballots returned from the precinct (B + C = D)	D <u>520</u>	D <u>8</u>	D <u>333</u>	D <u>861</u>
Difference for auditor/clerk notation on delivery record (A - D = E) (This number should be "0"; if not, re-check your figures. If still not "0" and you are unable to reconcile, contact the Property Tax & Elections Office.)	E <u>0</u>	E <u>0</u>	E <u>0</u>	E <u>0</u>

*Entered into ERS

Precinct Summary Statement
State General Election: November 5, 2024

Municipality Northfield
Ward 4 Precinct 1
County Rice

	AB/MB	RC DB	NF DB	TOTAL
Number of election judges who worked in this precinct (Total number of judges for the precinct for the entire day who signed the oath)	1. <u>10</u>	1. <u>10</u>	1. <u>10</u>	1. <u>10</u>
Number of voting booths in this precinct (Total number of standing/sitting booths or other types of voting spaces available in the polling place)	2. <u>6</u>	2. <u>6</u>	2. <u>6</u>	2. <u>6</u>
REGISTRATION STATISTICS				
Number of persons registered at 7 a.m. (This number is found on the Election Precinct Certification Form located in your Head Judge Book)	*3. <u>1657</u>	*3. <u>1657</u>	*3. <u>1657</u>	*3. <u>1657</u>
Number of new registrants on election day (This number is found on the Summary Report you printed from the poll pad)	*4. <u>19</u>	*4. <u>3</u>	*4. <u>20</u>	*4. <u>42</u>
BALLOTS DELIVERED TO THE PRECINCT				
Ballots delivered as certified by the clerk (This number is found on the Election Precinct Certification Form located in your Head Judge Book)	5. <u>0</u>	5. <u>0</u>	5. <u>0</u>	5. <u>0</u>
Ballot count adjustments from incident log (+/-) (Check your incident log for any differences found when judges counted the number of ballots in each opened package and any other notations that would affect the number of ballots for your precinct)	6. <u>0</u>	6. <u>0</u>	6. <u>0</u>	6. <u>0</u>
Number of unofficial ballots made (This number will most likely be "0" unless you ran out of official ballots)	7. <u>0</u>	7. <u>0</u>	7. <u>0</u>	7. <u>0</u>
Number of absentee ballots delivered	8. <u>433</u>	8. <u>6</u>	8. <u>327</u>	8. <u>766</u>
Total number of ballots delivered to precinct (5+6+7+8 = A)	A <u>433</u>	A <u>6</u>	A <u>327</u>	A <u>766</u>
BALLOTS NOT IN THE BALLOT BOX				
Number of spoiled ballots (Number of ballots in the spoiled ballot envelope)	*9. <u>1</u>	*9. <u>0</u>	*9. <u>7</u>	*9. <u>8</u>
Number of originals for which duplicates made (Number of ballots in the duplicate ballot envelope)	*10. <u>36</u>	*10. <u>0</u>	*10. <u>0</u>	*10. <u>36</u>
Number of rejected absentees	*11. <u>13</u>	*11. <u>0</u>	*11. <u>0</u>	*11. <u>13</u>
Number of unused ballots (Count the number of unused ballots at the end of the day, including those ballots in unopened packages plus ballots not used from opened packages)	12. <u>0</u>	12. <u>0</u>	12. <u>0</u>	12. <u>0</u>
Total number of ballots not in the ballot box (9+10+11+12 = B)	B <u>50</u>	B <u>0</u>	B <u>7</u>	B <u>57</u>
BALLOTS CAST IN THE BALLOT BOX				
Number of signatures on electronic roster (preregistered + EDR) (This number is found on the Summary Report you printed from the poll pad and should equal the Public Count and Total Paper Sheets on the DS200 Results Tape)	*13. <u>0</u>	*13. <u>0</u>	*13. <u>0</u>	*13. <u>0</u>
Number of accepted regular, military and overseas absentee & mail ballots	*14. <u>365</u>	*14. <u>6</u>	*14. <u>320</u>	*14. <u>691</u>
Number of accepted federal only absentee ballots	*15. <u>18</u>	*15. <u>0</u>	*15. <u>0</u>	*15. <u>18</u>
Number of accepted presidential only absentee ballots	*16. <u>0</u>	*16. <u>0</u>	*16. <u>0</u>	*16. <u>0</u>
Total number of ballots in the ballot box (= persons voting) (13+14+15+16 = C)	C <u>383</u>	C <u>6</u>	C <u>320</u>	C <u>709</u>
BALLOTS RETURNED FROM THE PRECINCT				
Ballots returned from the precinct (B + C = D)	D <u>433</u>	D <u>6</u>	D <u>327</u>	D <u>766</u>
Difference for auditor/clerk notation on delivery record (A - D = E) (This number should be "0"; if not, re-check your figures. If still not "0" and you are unable to reconcile, contact the Property Tax & Elections Office.)	E <u>0</u>	E <u>0</u>	E <u>0</u>	E <u>0</u>

*Entered into ERS

Precinct Summary Statement
State General Election: November 5, 2024

Municipality Northfield
Ward 1 Precinct 2
County Rice

	AB/MB	RC DB	NF DB	TOTAL
Number of election judges who worked in this precinct (Total number of judges for the precinct for the entire day who signed the oath)	1. <u>10</u>	1. <u>10</u>	1. <u>10</u>	1. <u>10</u>
Number of voting booths in this precinct (Total number of standing/sitting booths or other types of voting spaces available in the polling place)	2. <u>6</u>	2. <u>6</u>	2. <u>6</u>	2. <u>6</u>
REGISTRATION STATISTICS				
Number of persons registered at 7 a.m. (This number is found on the Election Precinct Certification Form located in your Head Judge Book)	*3. <u>1287</u>	*3. <u>1287</u>	*3. <u>1287</u>	*3. <u>1287</u>
Number of new registrants on election day (This number is found on the Summary Report you printed from the poll pad)	*4. <u>4</u>	*4. <u>0</u>	*4. <u>3</u>	*4. <u>7</u>
BALLOTS DELIVERED TO THE PRECINCT				
Ballots delivered as certified by the clerk (This number is found on the Election Precinct Certification Form located in your Head Judge Book)	5. <u>0</u>	5. <u>0</u>	5. <u>0</u>	5. <u>0</u>
Ballot count adjustments from incident log (+/-) (Check your incident log for any differences found when judges counted the number of ballots in each opened package and any other notations that would affect the number of ballots for your precinct)	6. <u>0</u>	6. <u>0</u>	6. <u>0</u>	6. <u>0</u>
Number of unofficial ballots made (This number will most likely be "0" unless you ran out of official ballots)	7. <u>0</u>	7. <u>0</u>	7. <u>0</u>	7. <u>0</u>
Number of absentee ballots delivered	8. <u>59</u>	8. <u>1</u>	8. <u>17</u>	8. <u>77</u>
Total number of ballots delivered to precinct (5+6+7+8 = A)	A <u>59</u>	A <u>1</u>	A <u>17</u>	A <u>77</u>
BALLOTS NOT IN THE BALLOT BOX				
Number of spoiled ballots (Number of ballots in the spoiled ballot envelope)	*9. <u>1</u>	*9. <u>0</u>	*9. <u>1</u>	*9. <u>2</u>
Number of originals for which duplicates made (Number of ballots in the duplicate ballot envelope)	*10. <u>14</u>	*10. <u>0</u>	*10. <u>0</u>	*10. <u>14</u>
Number of rejected absentees	*11. <u>0</u>	*11. <u>0</u>	*11. <u>0</u>	*11. <u>1</u>
Number of unused ballots (Count the number of unused ballots at the end of the day, including those ballots in unopened packages plus ballots not used from opened packages)	12. <u>0</u>	12. <u>0</u>	12. <u>0</u>	12. <u>0</u>
Total number of ballots not in the ballot box (9+10+11+12 = B)	B <u>16</u>	B <u>0</u>	B <u>1</u>	B <u>17</u>
BALLOTS CAST IN THE BALLOT BOX				
Number of signatures on electronic roster (preregistered + EDR) (This number is found on the Summary Report you printed from the poll pad and should equal the Public Count and Total Paper Sheets on the DS200 Results Tape)	*13. <u>0</u>	*13. <u>0</u>	*13. <u>0</u>	*13. <u>0</u>
Number of accepted regular, military and overseas absentee & mail ballots	*14. <u>38</u>	*14. <u>1</u>	*14. <u>16</u>	*14. <u>55</u>
Number of accepted federal only absentee ballots	*15. <u>5</u>	*15. <u>0</u>	*15. <u>0</u>	*15. <u>5</u>
Number of accepted presidential only absentee ballots	*16. <u>0</u>	*16. <u>0</u>	*16. <u>0</u>	*16. <u>0</u>
Total number of ballots in the ballot box (= persons voting) (13+14+15+16 = C)	C <u>43</u>	C <u>1</u>	C <u>16</u>	C <u>60</u>
BALLOTS RETURNED FROM THE PRECINCT				
Ballots returned from the precinct (B + C = D)	D <u>59</u>	D <u>1</u>	D <u>17</u>	D <u>77</u>
Difference for auditor/clerk notation on delivery record (A - D = E) (This number should be "0"; if not, re-check your figures. If still not "0" and you are unable to reconcile, contact the Property Tax & Elections Office.)	E <u>0</u>	E <u>0</u>	E <u>0</u>	E <u>0</u>

*Entered into ERS

Precinct Summary Statement
State General Election: November 5, 2024

Municipality Northfield Twp

Ward _____ Precinct 1

County Rice AB/MB RC DB NF DB TOTAL

Number of election judges who worked in this precinct (Total number of judges for the precinct for the entire day who signed the oath) 1. 10 1. 10 1. 10 1. 10

Number of voting booths in this precinct (Total number of standing/sitting booths or other types of voting spaces available in the polling place) 2. 6 2. 6 2. 6 2. 6

REGISTRATION STATISTICS

Number of persons registered at 7 a.m. (This number is found on the Election Precinct Certification Form located in your Head Judge Book) *3. 141 *3. 141 *3. 141 *3. 141

Number of new registrants on election day (This number is found on the Summary Report you printed from the poll pad) *4. 0 *4. 0 *4. 2 *4. 2

BALLOTS DELIVERED TO THE PRECINCT

Ballots delivered as certified by the clerk (This number is found on the Election Precinct Certification Form located in your Head Judge Book) 5. 0 5. 0 5. 0 5. 0

Ballot count adjustments from incident log (+/-) (Check your incident log for any differences found when judges counted the number of ballots in each opened package and any other notations that would affect the number of ballots for your precinct) 6. 0 6. 0 6. 0 6. 0

Number of unofficial ballots made (This number will most likely be "0" unless you ran out of official ballots) 7. 0 7. 0 7. 0 7. 0

Number of absentee ballots delivered 8. 19 8. 0 8. 14 8. 33

Total number of ballots delivered to precinct (5+6+7+8 = A) A 19 A 0 A 14 A 33

BALLOTS NOT IN THE BALLOT BOX

Number of spoiled ballots (Number of ballots in the spoiled ballot envelope) *9. 0 *9. 0 *9. 1 *9. 1

Number of originals for which duplicates made (Number of ballots in the duplicate ballot envelope) *10. 2 *10. 0 *10. 0 *10. 2

Number of rejected absentees *11. 1 *11. 0 *11. 0 *11. 1

Number of unused ballots (Count the number of unused ballots at the end of the day, including those ballots in unopened packages plus ballots not used from opened packages) 12. 0 12. 0 12. 0 12. 0

Total number of ballots not in the ballot box (9+10+11+12 = B) B 3 B 0 B 1 B 4

BALLOTS CAST IN THE BALLOT BOX

Number of signatures on electronic roster (preregistered + EDR) (This number is found on the Summary Report you printed from the poll pad and should equal the Public Count and Total Paper Sheets on the DS200 Results Tape) *13. 0 *13. 0 *13. 0 *13. 0

Number of accepted regular, military and overseas absentee & mail ballots *14. 16 *14. 0 *14. 13 *14. 29

Number of accepted federal only absentee ballots *15. 0 *15. 0 *15. 0 *15. 0

Number of accepted presidential only absentee ballots *16. 0 *16. 0 *16. 0 *16. 0

Total number of ballots in the ballot box (= persons voting) (13+14+15+16 = C) C 16 C 0 C 13 C 29

BALLOTS RETURNED FROM THE PRECINCT

Ballots returned from the precinct (B + C = D) D 19 D 0 D 14 D 33

Difference for auditor/clerk notation on delivery record (A - D = E) (This number should be "0"; if not, re-check your figures. If still not "0" and you are unable to reconcile, contact the Property Tax & Elections Office.) E 0 E 0 E 0 E 0

*Entered into ERS

Precinct Summary Statement
State General Election: November 5, 2024

Municipality Northfield Precinct 2
Ward _____
County Rice

	AB/MB	RC DB	NF DB	TOTAL
Number of election judges who worked in this precinct (Total number of judges for the precinct for the entire day who signed the oath)	1. <u>10</u>	1. <u>10</u>	1. <u>10</u>	1. <u>10</u>
Number of voting booths in this precinct (Total number of standing/sitting booths or other types of voting spaces available in the polling place)	2. <u>6</u>	2. <u>6</u>	2. <u>6</u>	2. <u>6</u>
REGISTRATION STATISTICS				
Number of persons registered at 7 a.m. (This number is found on the Election Precinct Certification Form located in your Head Judge Book)	*3. <u>497</u>	*3. <u>497</u>	*3. <u>497</u>	*3. <u>497</u>
Number of new registrants on election day (This number is found on the Summary Report you printed from the poll pad)	*4. <u>0</u>	*4. <u>1</u>	*4. <u>1</u>	*4. <u>2</u>
BALLOTS DELIVERED TO THE PRECINCT				
Ballots delivered as certified by the clerk (This number is found on the Election Precinct Certification Form located in your Head Judge Book)	5. <u>0</u>	5. <u>0</u>	5. <u>0</u>	5. <u>0</u>
Ballot count adjustments from incident log (+/-) (Check your incident log for any differences found when judges counted the number of ballots in each opened package and any other notations that would affect the number of ballots for your precinct)	6. <u>0</u>	6. <u>0</u>	6. <u>0</u>	6. <u>0</u>
Number of unofficial ballots made (This number will most likely be "0" unless you ran out of official ballots)	7. <u>0</u>	7. <u>0</u>	7. <u>0</u>	7. <u>0</u>
Number of absentee ballots delivered	8. <u>51</u>	8. <u>2</u>	8. <u>50</u>	8. <u>103</u>
Total number of ballots delivered to precinct (5+6+7+8 = A)	A <u>51</u>	A <u>2</u>	A <u>50</u>	A <u>103</u>
BALLOTS NOT IN THE BALLOT BOX				
Number of spoiled ballots (Number of ballots in the spoiled ballot envelope)	*9. <u>1</u>	*9. <u>0</u>	*9. <u>1</u>	*9. <u>2</u>
Number of originals for which duplicates made (Number of ballots in the duplicate ballot envelope)	*10. <u>5</u>	*10. <u>0</u>	*10. <u>0</u>	*10. <u>5</u>
Number of rejected absentees	*11. <u>2</u>	*11. <u>0</u>	*11. <u>0</u>	*11. <u>2</u>
Number of unused ballots (Count the number of unused ballots at the end of the day, including those ballots in unopened packages plus ballots not used from opened packages)	12. <u>0</u>	12. <u>0</u>	12. <u>0</u>	12. <u>0</u>
Total number of ballots not in the ballot box (9+10+11+12 = B)	B <u>8</u>	B <u>0</u>	B <u>1</u>	B <u>9</u>
BALLOTS CAST IN THE BALLOT BOX				
Number of signatures on electronic roster (preregistered + EDR) (This number is found on the Summary Report you printed from the poll pad and should equal the Public Count and Total Paper Sheets on the DS200 Results Tape)	*13. <u>0</u>	*13. <u>0</u>	*13. <u>0</u>	*13. <u>0</u>
Number of accepted regular, military and overseas absentee & mail ballots	*14. <u>42</u>	*14. <u>2</u>	*14. <u>49</u>	*14. <u>93</u>
Number of accepted federal only absentee ballots	*15. <u>1</u>	*15. <u>0</u>	*15. <u>0</u>	*15. <u>1</u>
Number of accepted presidential only absentee ballots	*16. <u>0</u>	*16. <u>0</u>	*16. <u>0</u>	*16. <u>0</u>
Total number of ballots in the ballot box (= persons voting) (13+14+15+16 = C)	C <u>43</u>	C <u>2</u>	C <u>49</u>	C <u>94</u>
BALLOTS RETURNED FROM THE PRECINCT				
Ballots returned from the precinct (B + C = D)	D <u>51</u>	D <u>2</u>	D <u>50</u>	D <u>103</u>
Difference for auditor/clerk notation on delivery record (A - D = E) (This number should be "0"; if not, re-check your figures. If still not "0" and you are unable to reconcile, contact the Property Tax & Elections Office.)	E <u>0</u>	E <u>0</u>	E <u>0</u>	E <u>0</u>

*Entered into ERS

Precinct Summary Statement
State General Election: November 5, 2024

Municipality Webster

Ward _____ Precinct _____

County Rice

	AB/MB	RC DB	NF DB	TOTAL
--	-------	-------	-------	-------

Number of election judges who worked in this precinct (Total number of judges for the precinct for the entire day who signed the oath)	1. <u>10</u>	1. <u>10</u>	1. <u>10</u>	1. <u>10</u>
---	--------------	--------------	--------------	--------------

Number of voting booths in this precinct (Total number of standing/sitting booths or other types of voting spaces available in the polling place)	2. <u>6</u>	2. <u>6</u>	2. <u>6</u>	2. <u>6</u>
--	-------------	-------------	-------------	-------------

REGISTRATION STATISTICS

Number of persons registered at 7 a.m. (This number is found on the Election Precinct Certification Form located in your Head Judge Book)	*3. <u>1386</u>	*3. <u>1386</u>	*3. <u>1386</u>	*3. <u>1386</u>
--	-----------------	-----------------	-----------------	-----------------

Number of new registrants on election day (This number is found on the Summary Report you printed from the poll pad)	*4. <u>4</u>	*4. <u>1</u>	*4. <u>9</u>	*4. <u>14</u>
---	--------------	--------------	--------------	---------------

BALLOTS DELIVERED TO THE PRECINCT

Ballots delivered as certified by the clerk (This number is found on the Election Precinct Certification Form located in your Head Judge Book)	5. <u>0</u>	5. <u>0</u>	5. <u>0</u>	5. <u>0</u>
---	-------------	-------------	-------------	-------------

Ballot count adjustments from incident log (+/-) (Check your incident log for any differences found when judges counted the number of ballots in each opened package and any other notations that would affect the number of ballots for your precinct)	6. <u>0</u>	6. <u>0</u>	6. <u>0</u>	6. <u>0</u>
--	-------------	-------------	-------------	-------------

Number of unofficial ballots made (This number will most likely be "0" unless you ran out of official ballots)	7. <u>0</u>	7. <u>0</u>	7. <u>0</u>	7. <u>0</u>
---	-------------	-------------	-------------	-------------

Number of absentee ballots delivered	8. <u>147</u>	8. <u>43</u>	8. <u>123</u>	8. <u>333</u>
Total number of ballots delivered to precinct (5+6+7+8 = A)	A <u>147</u>	A <u>43</u>	A <u>123</u>	A <u>333</u>

BALLOTS NOT IN THE BALLOT BOX

Number of spoiled ballots (Number of ballots in the spoiled ballot envelope)	*9. <u>1</u>	*9. <u>0</u>	*9. <u>5</u>	*9. <u>6</u>
---	--------------	--------------	--------------	--------------

Number of originals for which duplicates made (Number of ballots in the duplicate ballot envelope)	*10. <u>7</u>	*10. <u>0</u>	*10. <u>0</u>	*10. <u>7</u>
---	---------------	---------------	---------------	---------------

Number of rejected absentees	*11. <u>7</u>	*11. <u>0</u>	*11. <u>0</u>	*11. <u>7</u>
------------------------------	---------------	---------------	---------------	---------------

Number of unused ballots (Count the number of unused ballots at the end of the day, including those ballots in unopened packages plus ballots not used from opened packages)	12. <u>0</u>	12. <u>0</u>	12. <u>0</u>	12. <u>0</u>
Total number of ballots not in the ballot box (9+10+11+12 = B)	B <u>15</u>	B <u>0</u>	B <u>5</u>	B <u>20</u>

BALLOTS CAST IN THE BALLOT BOX

Number of signatures on electronic roster (preregistered + EDR) (This number is found on the Summary Report you printed from the poll pad and should equal the Public Count and Total Paper Sheets on the DS200 Results Tape)	*13. <u>0</u>	*13. <u>0</u>	*13. <u>0</u>	*13. <u>0</u>
--	---------------	---------------	---------------	---------------

Number of accepted regular, military and overseas absentee & mail ballots	*14. <u>101</u>	*14. <u>43</u>	*14. <u>118</u>	*14. <u>312</u>
---	-----------------	----------------	-----------------	-----------------

Number of accepted federal only absentee ballots	*15. <u>1</u>	*15. <u>0</u>	*15. <u>0</u>	*15. <u>1</u>
--	---------------	---------------	---------------	---------------

Number of accepted presidential only absentee ballots	*16. <u>0</u>	*16. <u>0</u>	*16. <u>0</u>	*16. <u>0</u>
Total number of ballots in the ballot box (= persons voting) (13+14+15+16 = C)	C <u>152</u>	C <u>43</u>	C <u>118</u>	C <u>313</u>

BALLOTS RETURNED FROM THE PRECINCT

Ballots returned from the precinct (B + C = D)	D <u>167</u>	D <u>43</u>	D <u>123</u>	D <u>333</u>
--	--------------	-------------	--------------	--------------

Difference for auditor/clerk notation on delivery record (A - D = E) (This number should be "0"; if not, re-check your figures. If still not "0" and you are unable to reconcile, contact the Property Tax & Elections Office.)	E <u>0</u>	E <u>0</u>	E <u>0</u>	E <u>0</u>
--	------------	------------	------------	------------

*Entered into ERS

Precinct Summary Statement
General Election: November 5, 2024

Municipality Bridgewater Township Check if AB/DB

Ward _____ Precinct _____

County Rice

Number of election judges who worked in this precinct 1. 17
(Total number of judges for the precinct for the entire day who signed the oath)

Number of voting booths in this precinct 2. 9
(Total number of standing/sitting booths or other types of voting spaces available in the polling place)

REGISTRATION STATISTICS

Number of persons registered at 7 a.m. *3. 1352
(This number is found on the Precinct Certification Form located in your Head Judge Book)

Number of new registrants on election day *4. 45
(This number is found on the Summary Report you printed from the poll pad)

BALLOTS DELIVERED TO THE PRECINCT

Ballots delivered as certified by the clerk 5. 1650
(This number is found on the Precinct Certification Form located in your Head Judge Book)

Ballot count adjustments from incident log (+/-) 6. 0
(Check your incident log for any differences found when judges counted the number of ballots in each opened package and any other notations that would affect the number of ballots for your precinct)

Number of unofficial ballots made 7. 0
(This number will most likely be "0" unless you ran out of official ballots)

Number of absentee ballots delivered 8. 0

Total number of ballots delivered to precinct (5+6+7+8 = A) 1650
A 1650

BALLOTS NOT IN THE BALLOT BOX

Number of spoiled ballots *9. 25
(Number of ballots in the spoiled ballot envelope)

Number of originals for which duplicates made *10. 0
(Number of ballots in the duplicate ballot envelope)

Number of rejected absentees *11. 0

Number of unused ballots 12. 784
(Count the number of unused ballots at the end of the day, including those ballots in unopened packages plus ballots not used from opened packages)

Total number of ballots not in the ballot box (9+10+11+12 = B) 809
B 809

BALLOTS CAST IN THE BALLOT BOX

Number of signatures on electronic roster *13. 841
(This number is the number of Check-ins found on the Summary Report you printed from the poll pad and should equal the Public Count and Total Paper Sheets on the DS200 Results Tape)

Number of accepted regular, military and overseas absentee & mail ballots *14. 0

Number of accepted federal only absentee ballots *15. N/A

Number of accepted presidential only absentee ballots *16. N/A

Total number of ballots in the ballot box (= persons voting) (13+14+15+16 = C) 841
C 841

BALLOTS RETURNED FROM THE PRECINCT

Ballots returned from the precinct (B + C = D) 1650
D 1650

Difference for auditor/clerk notation on delivery record (A - D = E) 0
(This number should be "0"; if not, re-check your figures. If still not "0" and you are unable to reconcile, contact the Property Tax & Elections Office)

Ballots cast in the ballot box verified by hand count (C - F = 0) 841
(The total number of ballots in the ballot box as verified by hand count)

Rebecca Benedict
Election Judge Signature

[Signature]
Election Judge Signature

[Signature]
PTE Verification

*Entered into ERS

Precinct Summary Statement
General Election: November 5, 2024

Municipality CAMDEN CITY TOWNSHIP Check if AB/DB

Ward _____ Precinct _____

County Rice

Number of election judges who worked in this precinct 10
(Total number of judges for the precinct for the entire day who signed the oath)

Number of voting booths in this precinct 9
(Total number of standing/sitting booths or other types of voting spaces available in the polling place)

REGISTRATION STATISTICS

Number of persons registered at 7 a.m. 884
(This number is found on the Precinct Certification Form located in your Head Judge Book)

Number of new registrants on election day 55
(This number is found on the Summary Report you printed from the poll pad)

BALLOTS DELIVERED TO THE PRECINCT

Ballots delivered as certified by the clerk 1300
(This number is found on the Precinct Certification Form located in your Head Judge Book)

Ballot count adjustments from incident log (+/-) 0
(Check your incident log for any differences found when judges counted the number of ballots in each opened package and any other notations that would affect the number of ballots for your precinct)

Number of unofficial ballots made 0
(This number will most likely be "0" unless you ran out of official ballots)

Number of absentee ballots delivered 0

Total number of ballots delivered to precinct (5+6+7+8 = A) 1300

BALLOTS NOT IN THE BALLOT BOX

Number of spoiled ballots 15
(Number of ballots in the spoiled ballot envelope)

Number of originals for which duplicates made 0
(Number of ballots in the duplicate ballot envelope)

Number of rejected absentees 0

Number of unused ballots 635
(Count the number of unused ballots at the end of the day, including those ballots in unopened packages plus ballots not used from opened packages)

Total number of ballots not in the ballot box (9+10+11+12 = B) 650

BALLOTS CAST IN THE BALLOT BOX

Number of signatures on electronic roster 650
(This number is the number of Check-ins found on the Summary Report you printed from the poll pad and should equal the Public Count and Total Paper Sheets on the DS200 Results Tape)

Number of accepted regular, military and overseas absentee & mail ballots 0

Number of accepted federal only absentee ballots N/A

Number of accepted presidential only absentee ballots N/A

Total number of ballots in the ballot box (= persons voting) (13+14+15+16 = C) 650

BALLOTS RETURNED FROM THE PRECINCT

Ballots returned from the precinct (B + C = D) 1300

Difference for auditor/clerk notation on delivery record (A - D = E) 0
(This number should be "0"; if not, re-check your figures. If still not "0" and you are unable to reconcile, contact the Property Tax & Elections Office)

Ballots cast in the ballot box verified by hand count (C - F = 0) 650
(The total number of ballots in the ballot box as verified by hand count)

Marilyn Canon
Election Judge Signature

Amber Vanath
Election Judge Signature

[Signature]
PTE Verification

Precinct Summary Statement
General Election: November 5, 2024

Poll

Municipality Dannison

Check if AB/DB

Ward _____ Precinct _____

County Rice

Number of election judges who worked in this precinct 1. 10
(Total number of judges for the precinct for the entire day who signed the oath)

Number of voting booths in this precinct 2. 6
(Total number of standing/sitting booths or other types of voting spaces available in the polling place)

REGISTRATION STATISTICS

Number of persons registered at 7 a.m. *3. 11
(This number is found on the Precinct Certification Form located in your Head Judge Book)

Number of new registrants on election day *4. 0
(This number is found on the Summary Report you printed from the poll pad)

BALLOTS DELIVERED TO THE PRECINCT

Ballots delivered as certified by the clerk 5. 25
(This number is found on the Precinct Certification Form located in your Head Judge Book)

Ballot count adjustments from incident log (+/-) 6. 0
(Check your incident log for any differences found when judges counted the number of ballots in each opened package and any other notations that would affect the number of ballots for your precinct)

Number of unofficial ballots made 7. 0
(This number will most likely be "0" unless you ran out of official ballots)

Number of absentee ballots delivered 8. 0

Total number of ballots delivered to precinct (5+6+7+8 = A) A 25

BALLOTS NOT IN THE BALLOT BOX

Number of spoiled ballots *9. 0
(Number of ballots in the spoiled ballot envelope)

Number of originals for which duplicates made *10. 0
(Number of ballots in the duplicate ballot envelope)

Number of rejected absentees *11. 0

Number of unused ballots 12. 25
(Count the number of unused ballots at the end of the day, including those ballots in unopened packages plus ballots not used from opened packages)

Total number of ballots not in the ballot box (9+10+11+12 = B) B 25

BALLOTS CAST IN THE BALLOT BOX

Number of signatures on electronic roster *13. 0
(This number is the number of Check-ins found on the Summary Report you printed from the poll pad and should equal the Public Count and Total Paper Sheets on the DS200 Results Tape)

Number of accepted regular, military and overseas absentee & mail ballots *14. 0

Number of accepted federal only absentee ballots *15. N/A

Number of accepted presidential only absentee ballots *16. N/A

Total number of ballots in the ballot box (= persons voting) (13+14+15+16 = C) C 0

BALLOTS RETURNED FROM THE PRECINCT

Ballots returned from the precinct (B + C = D) D 25

Difference for auditor/clerk notation on delivery record (A - D = E) E 0
(This number should be "0"; if not, re-check your figures. If still not "0" and you are unable to reconcile, contact the Property Tax & Elections Office)

Ballots cast in the ballot box verified by hand count (C - F = 0) F 0
(The total number of ballots in the ballot box as verified by hand count)

[Signature]
Election Judge Signature

[Signature]
Election Judge Signature

[Signature]
PTE Verification

Precinct Summary Statement
General Election: November 5, 2024

Municipality City of DUNDAS Check if AB/DB

Ward _____ Precinct _____

County Rice

Number of election judges who worked in this precinct 1. 9
(Total number of judges for the precinct for the entire day who signed the oath)

Number of voting booths in this precinct 2. 12
(Total number of standing/sitting booths or other types of voting spaces available in the polling place)

REGISTRATION STATISTICS

Number of persons registered at 7 a.m. *3. 1250
(This number is found on the Precinct Certification Form located in your Head Judge Book)

Number of new registrants on election day *4. 71
(This number is found on the Summary Report you printed from the poll pad)

BALLOTS DELIVERED TO THE PRECINCT

Ballots delivered as certified by the clerk 5. 1500
(This number is found on the Precinct Certification Form located in your Head Judge Book)

Ballot count adjustments from incident log (+/-) 6. ~~10~~ +6
(Check your incident log for any differences found when judges counted the number of ballots in each opened package and any other notations that would affect the number of ballots for your precinct)

Number of unofficial ballots made 7. 0
(This number will most likely be "0" unless you ran out of official ballots)

Number of absentee ballots delivered 8. 0

Total number of ballots delivered to precinct (5+6+7+8 = A)

1500 + 6
A 1493

BALLOTS NOT IN THE BALLOT BOX

Number of spoiled ballots *9. 7
(Number of ballots in the spoiled ballot envelope)

Number of originals for which duplicates made *10. 9
(Number of ballots in the duplicate ballot envelope)

Number of rejected absentees *11. 0

Number of unused ballots 12. 734
(Count the number of unused ballots at the end of the day, including those ballots in unopened packages plus ballots not used from opened packages)

Total number of ballots not in the ballot box (9+10+11+12 = B)

B 741

BALLOTS CAST IN THE BALLOT BOX

Number of signatures on electronic roster *13. 759
(This number is the number of Check-ins found on the Summary Report you printed from the poll pad and should equal the Public Count and Total Paper Sheets on the DS200 Results Tape)

Number of accepted regular, military and overseas absentee & mail ballots *14. 0

Number of accepted federal only absentee ballots *15. N/A

Number of accepted presidential only absentee ballots *16. N/A

Total number of ballots in the ballot box (= persons voting) (13+14+15+16 = C)

C 759

BALLOTS RETURNED FROM THE PRECINCT

Ballots returned from the precinct (B + C = D)

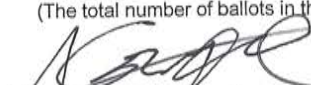
D 1500


Difference for auditor/clerk notation on delivery record (A - D = E)
(This number should be "0"; if not, re-check your figures. If still not "0" and you are unable to reconcile, contact the Property Tax & Elections Office)

E 9

Ballots cast in the ballot box verified by hand count (C - F = 0)
(The total number of ballots in the ballot box as verified by hand count)

F 759


Election Judge Signature


Election Judge Signature


PTE Verification

Precinct Summary Statement
General Election: November 5, 2024

Municipality ERIN TOWNSHIP Check if AB/DB

Ward _____ Precinct _____

County Rice

Number of election judges who worked in this precinct 1. 6
(Total number of judges for the precinct for the entire day who signed the oath)

Number of voting booths in this precinct 2. 8
(Total number of standing/sitting booths or other types of voting spaces available in the polling place)

REGISTRATION STATISTICS

Number of persons registered at 7 a.m. *3. 645
(This number is found on the Precinct Certification Form located in your Head Judge Book)

Number of new registrants on election day *4. 37
(This number is found on the Summary Report you printed from the poll pad)

BALLOTS DELIVERED TO THE PRECINCT

Ballots delivered as certified by the clerk 5. 900
(This number is found on the Precinct Certification Form located in your Head Judge Book)

Ballot count adjustments from incident log (+/-) 6. 0
(Check your incident log for any differences found when judges counted the number of ballots in each opened package and any other notations that would affect the number of ballots for your precinct)

Number of unofficial ballots made 7. 0
(This number will most likely be "0" unless you ran out of official ballots)

Number of absentee ballots delivered 8. 0

Total number of ballots delivered to precinct (5+6+7+8 = A) A 900

BALLOTS NOT IN THE BALLOT BOX

Number of spoiled ballots *9. 13
(Number of ballots in the spoiled ballot envelope)

Number of originals for which duplicates made *10. 0
(Number of ballots in the duplicate ballot envelope)

Number of rejected absentees *11. 0

Number of unused ballots 12. 382
(Count the number of unused ballots at the end of the day, including those ballots in unopened packages plus ballots not used from opened packages)

Total number of ballots not in the ballot box (9+10+11+12 = B) B 395

BALLOTS CAST IN THE BALLOT BOX

Number of signatures on electronic roster *13. 505
(This number is the number of Check-ins found on the Summary Report you printed from the poll pad and should equal the Public Count and Total Paper Sheets on the DS200 Results Tape)

Number of accepted regular, military and overseas absentee & mail ballots *14. 0

Number of accepted federal only absentee ballots *15. N/A

Number of accepted presidential only absentee ballots *16. N/A

Total number of ballots in the ballot box (= persons voting) (13+14+15+16 = C) C 505

BALLOTS RETURNED FROM THE PRECINCT

Ballots returned from the precinct (B + C = D) D 900

Difference for auditor/clerk notation on delivery record (A - D = E) E 0
(This number should be "0"; if not, re-check your figures. If still not "0" and you are unable to reconcile, contact the Property Tax & Elections Office)

Ballots cast in the ballot box verified by hand count (C - F = 0) F 505
(The total number of ballots in the ballot box as verified by hand count)

Sharon Kaurishat
Election Judge Signature

James L. Lehal
Election Judge Signature

[Signature]
PTE Verification

*Entered into ERS

Precinct Summary Statement
General Election: November 5, 2024

Municipality Forest Township Check if AB/DB

Ward _____ Precinct _____

County Rice

Number of election judges who worked in this precinct 14
(Total number of judges for the precinct for the entire day who signed the oath)

Number of voting booths in this precinct 10
(Total number of standing/sitting booths or other types of voting spaces available in the polling place)

REGISTRATION STATISTICS

Number of persons registered at 7 a.m. 989
(This number is found on the Precinct Certification Form located in your Head Judge Book)

Number of new registrants on election day 62
(This number is found on the Summary Report you printed from the poll pad)

BALLOTS DELIVERED TO THE PRECINCT

Ballots delivered as certified by the clerk 1100
(This number is found on the Precinct Certification Form located in your Head Judge Book)

Ballot count adjustments from incident log (+/-) 0
(Check your incident log for any differences found when judges counted the number of ballots in each opened package and any other notations that would affect the number of ballots for your precinct)

Number of unofficial ballots made 0
(This number will most likely be "0" unless you ran out of official ballots)

Number of absentee ballots delivered 0

Total number of ballots delivered to precinct (5+6+7+8 = A) 1100

BALLOTS NOT IN THE BALLOT BOX

Number of spoiled ballots 20
(Number of ballots in the spoiled ballot envelope)

Number of originals for which duplicates made 0
(Number of ballots in the duplicate ballot envelope)

Number of rejected absentees 0

Number of unused ballots 374
(Count the number of unused ballots at the end of the day, including those ballots in unopened packages plus ballots not used from opened packages)

Total number of ballots not in the ballot box (9+10+11+12 = B) 394

BALLOTS CAST IN THE BALLOT BOX

Number of signatures on electronic roster 707
(This number is the number of Check-ins found on the Summary Report you printed from the poll pad and should equal the Public Count and Total Paper Sheets on the DS200 Results Tape)

Number of accepted regular, military and overseas absentee & mail ballots 0

Number of accepted federal only absentee ballots N/A

Number of accepted presidential only absentee ballots N/A

Total number of ballots in the ballot box (= persons voting) (13+14+15+16 = C) 707

BALLOTS RETURNED FROM THE PRECINCT

Ballots returned from the precinct (B + C = D) 1100

Difference for auditor/clerk notation on delivery record (A - D = E) —
(This number should be "0"; if not, re-check your figures. If still not "0" and you are unable to reconcile, contact the Property Tax & Elections Office)

Ballots cast in the ballot box verified by hand count (C - F = 0) 707
(The total number of ballots in the ballot box as verified by hand count)

Jan Keller
Election Judge Signature

[Signature]
Election Judge Signature

[Signature]
PTE Verification

*Entered into ERS

Precinct Summary Statement
General Election: November 5, 2024

Municipality Northfield Check if AB/DB

Ward 1 Precinct 1

County Rice

Number of election judges who worked in this precinct (Total number of judges for the precinct for the entire day who signed the oath) 1. 18

Number of voting booths in this precinct (Total number of standing/sitting booths or other types of voting spaces available in the polling place) 2. 13

REGISTRATION STATISTICS

Number of persons registered at 7 a.m. (This number is found on the Precinct Certification Form located in your Head Judge Book) *3. 1928

Number of new registrants on election day (This number is found on the Summary Report you printed from the poll pad) *4. 372

BALLOTS DELIVERED TO THE PRECINCT

Ballots delivered as certified by the clerk (This number is found on the Precinct Certification Form located in your Head Judge Book) 5. 2500

Ballot count adjustments from incident log (+/-) (Check your incident log for any differences found when judges counted the number of ballots in each opened package and any other notations that would affect the number of ballots for your precinct) 6. 0 ~~2~~

Number of unofficial ballots made (This number will most likely be "0" unless you ran out of official ballots) 7. 0

Number of absentee ballots delivered 8. 0

Total number of ballots delivered to precinct (5+6+7+8 = A) A 2500

BALLOTS NOT IN THE BALLOT BOX

Number of spoiled ballots (Number of ballots in the spoiled ballot envelope) *9. 14

Number of originals for which duplicates made (Number of ballots in the duplicate ballot envelope) *10. 0

Number of rejected absentees *11. 0

Number of unused ballots (Count the number of unused ballots at the end of the day, including those ballots in unopened packages plus ballots not used from opened packages) 12. 1646

Total number of ballots not in the ballot box (9+10+11+12 = B) B 1660

BALLOTS CAST IN THE BALLOT BOX

Number of signatures on electronic roster (This number is the number of Check-ins found on the Summary Report you printed from the poll pad and should equal the Public Count and Total Paper Sheets on the DS200 Results Tape) *13. 840

Number of accepted regular, military and overseas absentee & mail ballots *14. 0

Number of accepted federal only absentee ballots *15. N/A

Number of accepted presidential only absentee ballots *16. N/A

Total number of ballots in the ballot box (= persons voting) (13+14+15+16 = C) C 840


BALLOTS RETURNED FROM THE PRECINCT

Ballots returned from the precinct (B + C = D) D 2500

Difference for auditor/clerk notation on delivery record (A - D = E) (This number should be "0"; if not, re-check your figures. If still not "0" and you are unable to reconcile, contact the Property Tax & Elections Office) E 1660

Ballots cast in the ballot box verified by hand count (C - F = 0) (The total number of ballots in the ballot box as verified by hand count) - 0 - F 840


Election Judge Signature


Election Judge Signature


PTE Verification

*Entered into ERS

Precinct Summary Statement
General Election: November 5, 2024

Municipality Northfield Check if AB/DB

Ward 1 Precinct 2

County Rice

Number of election judges who worked in this precinct (Total number of judges for the precinct for the entire day who signed the oath) 1. 17

Number of voting booths in this precinct (Total number of standing/sitting booths or other types of voting spaces available in the polling place) 2. 18

REGISTRATION STATISTICS

Number of persons registered at 7 a.m. (This number is found on the Precinct Certification Form located in your Head Judge Book) *3. 2010

Number of new registrants on election day (This number is found on the Summary Report you printed from the poll pad) *4. 61

BALLOTS DELIVERED TO THE PRECINCT

Ballots delivered as certified by the clerk (This number is found on the Precinct Certification Form located in your Head Judge Book) 5. 2900

Ballot count adjustments from incident log (+/-) (Check your incident log for any differences found when judges counted the number of ballots in each opened package and any other notations that would affect the number of ballots for your precinct) 6. 0

Number of unofficial ballots made (This number will most likely be "0" unless you ran out of official ballots) 7. 0

Number of absentee ballots delivered 8. 0

Total number of ballots delivered to precinct (5+6+7+8 = A) 2900

BALLOTS NOT IN THE BALLOT BOX

Number of spoiled ballots (Number of ballots in the spoiled ballot envelope) *9. 15

Number of originals for which duplicates made (Number of ballots in the duplicate ballot envelope) *10. 0

Number of rejected absentees *11. 0

Number of unused ballots (Count the number of unused ballots at the end of the day, including those ballots in unopened packages plus ballots not used from opened packages) 12. 2090

Total number of ballots not in the ballot box (9+10+11+12 = B) 2105

BALLOTS CAST IN THE BALLOT BOX

Number of signatures on electronic roster (This number is the number of Check-ins found on the Summary Report you printed from the poll pad and should equal the Public Count and Total Paper Sheets on the DS200 Results Tape) *13. 795

Number of accepted regular, military and overseas absentee & mail ballots *14. 0

Number of accepted federal only absentee ballots *15. N/A

Number of accepted presidential only absentee ballots *16. N/A

Total number of ballots in the ballot box (= persons voting) (13+14+15+16 = C) 795

BALLOTS RETURNED FROM THE PRECINCT

Ballots returned from the precinct (B + C = D) 2900

Difference for auditor/clerk notation on delivery record (A - D = E) 0

Ballots cast in the ballot box verified by hand count (C - F = 0) (The total number of ballots in the ballot box as verified by hand count) 795

[Signature]
Election Judge Signature

[Signature]
Election Judge Signature

[Signature]
PTE Verification

*Entered into ERS

Precinct Summary Statement
General Election: November 5, 2024

Municipality NORTHFIELD Check if AB/DB

Ward 2 Precinct 1

County Rice

Number of election judges who worked in this precinct (Total number of judges for the precinct for the entire day who signed the oath) 1. 17

Number of voting booths in this precinct (Total number of standing/sitting booths or other types of voting spaces available in the polling place) 2. 17

REGISTRATION STATISTICS

Number of persons registered at 7 a.m. (This number is found on the Precinct Certification Form located in your Head Judge Book) *3. 1831

Number of new registrants on election day (This number is found on the Summary Report you printed from the poll pad) *4. 69

BALLOTS DELIVERED TO THE PRECINCT

Ballots delivered as certified by the clerk (This number is found on the Precinct Certification Form located in your Head Judge Book) 5. 2600

Ballot count adjustments from incident log (+/-) (Check your incident log for any differences found when judges counted the number of ballots in each opened package and any other notations that would affect the number of ballots for your precinct) 6. 0

Number of unofficial ballots made (This number will most likely be "0" unless you ran out of official ballots) 7. 0

Number of absentee ballots delivered 8. 0

Total number of ballots delivered to precinct (5+6+7+8 = A) A 2600

BALLOTS NOT IN THE BALLOT BOX

Number of spoiled ballots (Number of ballots in the spoiled ballot envelope) *9. 16

Number of originals for which duplicates made (Number of ballots in the duplicate ballot envelope) *10. 0

Number of rejected absentees *11. 0

Number of unused ballots (Count the number of unused ballots at the end of the day, including those ballots in unopened packages plus ballots not used from opened packages) 12. 1651

Total number of ballots not in the ballot box (9+10+11+12 = B) B 1667

BALLOTS CAST IN THE BALLOT BOX

Number of signatures on electronic roster (This number is the number of Check-ins found on the Summary Report you printed from the poll pad and should equal the Public Count and Total Paper Sheets on the DS200 Results Tape) *13. 933

Number of accepted regular, military and overseas absentee & mail ballots *14. 0

Number of accepted federal only absentee ballots *15. N/A

Number of accepted presidential only absentee ballots *16. N/A


Total number of ballots in the ballot box (= persons voting) (13+14+15+16 = C) C 933


BALLOTS RETURNED FROM THE PRECINCT

Ballots returned from the precinct (B + C = D) D 2600

Difference for auditor/clerk notation on delivery record (A - D = E) (This number should be "0"; if not, re-check your figures. If still not "0" and you are unable to reconcile, contact the Property Tax & Elections Office) E 0

Ballots cast in the ballot box verified by hand count (C - F = 0) (The total number of ballots in the ballot box as verified by hand count) F 933


Election Judge Signature


Election Judge Signature


PTE Verification

Precinct Summary Statement
General Election: November 5, 2024

Municipality Northfield Check if AB/DB
Ward 2 Precinct 2
County Rice

Number of election judges who worked in this precinct (Total number of judges for the precinct for the entire day who signed the oath) 1. 18

Number of voting booths in this precinct (Total number of standing/sitting booths or other types of voting spaces available in the polling place) 2. 14

REGISTRATION STATISTICS

Number of persons registered at 7 a.m. (This number is found on the Precinct Certification Form located in your Head Judge Book) *3. 1860

Number of new registrants on election day (This number is found on the Summary Report you printed from the poll pad) *4. 94

BALLOTS DELIVERED TO THE PRECINCT

Ballots delivered as certified by the clerk (This number is found on the Precinct Certification Form located in your Head Judge Book) 5. 2500

Ballot count adjustments from incident log (+/-) (Check your incident log for any differences found when judges counted the number of ballots in each opened package and any other notations that would affect the number of ballots for your precinct) 6. 0

Number of unofficial ballots made (This number will most likely be "0" unless you ran out of official ballots) 7. 0

Number of absentee ballots delivered 8. 0

Total number of ballots delivered to precinct (5+6+7+8 = A) A 2500

BALLOTS NOT IN THE BALLOT BOX

Number of spoiled ballots (Number of ballots in the spoiled ballot envelope) *9. 20

Number of originals for which duplicates made (Number of ballots in the duplicate ballot envelope) *10. 0

Number of rejected absentees *11. 0

Number of unused ballots (Count the number of unused ballots at the end of the day, including those ballots in unopened packages plus ballots not used from opened packages) 12. 1595

Total number of ballots not in the ballot box (9+10+11+12 = B) B 1615

BALLOTS CAST IN THE BALLOT BOX

Number of signatures on electronic roster (This number is the number of Check-ins found on the Summary Report you printed from the poll pad and should equal the Public Count and Total Paper Sheets on the DS200 Results Tape) *13. 885

Number of accepted regular, military and overseas absentee & mail ballots *14. 0

Number of accepted federal only absentee ballots *15. N/A

Number of accepted presidential only absentee ballots *16. N/A


Total number of ballots in the ballot box (= persons voting) (13+14+15+16 = C) C 885

BALLOTS RETURNED FROM THE PRECINCT

Ballots returned from the precinct (B + C = D) D 2500

Difference for auditor/clerk notation on delivery record (A - D = E) (This number should be "0"; if not, re-check your figures. If still not "0" and you are unable to reconcile, contact the Property Tax & Elections Office) E 0

Ballots cast in the ballot box verified by hand count (C - F = 0) (The total number of ballots in the ballot box as verified by hand count) F 885


Election Judge Signature


Election Judge Signature


PTE Verification

Precinct Summary Statement
General Election: November 5, 2024

Municipality Norwalk Check if AB/DB
Ward 3 Precinct 1
County Rice

Number of election judges who worked in this precinct 1. 17
(Total number of judges for the precinct for the entire day who signed the oath)

Number of voting booths in this precinct 2. 16
(Total number of standing/sitting booths or other types of voting spaces available in the polling place)

REGISTRATION STATISTICS

Number of persons registered at 7 a.m. *3. 1964
(This number is found on the Precinct Certification Form located in your Head Judge Book)

Number of new registrants on election day *4. 171
(This number is found on the Summary Report you printed from the poll pad)

BALLOTS DELIVERED TO THE PRECINCT

Ballots delivered as certified by the clerk 5. 2700
(This number is found on the Precinct Certification Form located in your Head Judge Book)

Ballot count adjustments from incident log (+/-) 6. 0
(Check your incident log for any differences found when judges counted the number of ballots in each opened package and any other notations that would affect the number of ballots for your precinct)

Number of unofficial ballots made 7. 0
(This number will most likely be "0" unless you ran out of official ballots)

Number of absentee ballots delivered 8. 0

Total number of ballots delivered to precinct (5+6+7+8 = A) A 2700

BALLOTS NOT IN THE BALLOT BOX

Number of spoiled ballots *9. 25
(Number of ballots in the spoiled ballot envelope)

Number of originals for which duplicates made *10. 0
(Number of ballots in the duplicate ballot envelope)

Number of rejected absentees *11. 0

Number of unused ballots 12. 1699
(Count the number of unused ballots at the end of the day, including those ballots in unopened packages plus ballots not used from opened packages)

Total number of ballots not in the ballot box (9+10+11+12 = B) B 1724

BALLOTS CAST IN THE BALLOT BOX

Number of signatures on electronic roster *13. 976
(This number is the number of Check-ins found on the Summary Report you printed from the poll pad and should equal the Public Count and Total Paper Sheets on the DS200 Results Tape)

Number of accepted regular, military and overseas absentee & mail ballots *14. 0

Number of accepted federal only absentee ballots *15. N/A

Number of accepted presidential only absentee ballots *16. N/A

Total number of ballots in the ballot box (= persons voting) (13+14+15+16 = C) C 976

BALLOTS RETURNED FROM THE PRECINCT

Ballots returned from the precinct (B + C = D) D 2700

Difference for auditor/clerk notation on delivery record (A - D = E) E 0
(This number should be "0"; if not, re-check your figures. If still not "0" and you are unable to reconcile, contact the Property Tax & Elections Office)

Ballots cast in the ballot box verified by hand count (C - F = 0) F 976
(The total number of ballots in the ballot box as verified by hand count)

Rebecca M...
Election Judge Signature

[Signature]
Election Judge Signature

[Signature]
PTE Verification

Precinct Summary Statement
General Election: November 5, 2024

Municipality North Stry Check if AB/DB
Ward 4 Precinct 1
County Rice

Number of election judges who worked in this precinct (Total number of judges for the precinct for the entire day who signed the oath) 1. 16

Number of voting booths in this precinct (Total number of standing/sitting booths or other types of voting spaces available in the polling place) 2. 14

REGISTRATION STATISTICS

Number of persons registered at 7 a.m. (This number is found on the Precinct Certification Form located in your Head Judge Book) *3. 1657

Number of new registrants on election day (This number is found on the Summary Report you printed from the poll pad) *4. 95

BALLOTS DELIVERED TO THE PRECINCT

Ballots delivered as certified by the clerk (This number is found on the Precinct Certification Form located in your Head Judge Book) 5. 2200

Ballot count adjustments from incident log (+/-) (Check your incident log for any differences found when judges counted the number of ballots in each opened package and any other notations that would affect the number of ballots for your precinct) 6. 0

Number of unofficial ballots made (This number will most likely be "0" unless you ran out of official ballots) 7. 0

Number of absentee ballots delivered 8. 0

Total number of ballots delivered to precinct (5+6+7+8 = A) A 2200

BALLOTS NOT IN THE BALLOT BOX

Number of spoiled ballots (Number of ballots in the spoiled ballot envelope) *9. 12

Number of originals for which duplicates made (Number of ballots in the duplicate ballot envelope) *10. 0

Number of rejected absentees *11. 0

Number of unused ballots (Count the number of unused ballots at the end of the day, including those ballots in unopened packages plus ballots not used from opened packages) 12. 1435

Total number of ballots not in the ballot box (9+10+11+12 = B) B 1447

BALLOTS CAST IN THE BALLOT BOX

Number of signatures on electronic roster (This number is the number of Check-ins found on the Summary Report you printed from the poll pad and should equal the Public Count and Total Paper Sheets on the DS200 Results Tape) *13. 753

Number of accepted regular, military and overseas absentee & mail ballots *14. 0

Number of accepted federal only absentee ballots *15. N/A

Number of accepted presidential only absentee ballots *16. N/A

Total number of ballots in the ballot box (= persons voting) (13+14+15+16 = C) C 753

BALLOTS RETURNED FROM THE PRECINCT

Ballots returned from the precinct (B + C = D) D 2260

Difference for auditor/clerk notation on delivery record (A - D = E) (This number should be "0"; if not, re-check your figures. If still not "0" and you are unable to reconcile, contact the Property Tax & Elections Office) E 0

Ballots cast in the ballot box verified by hand count (C - F = 0) (The total number of ballots in the ballot box as verified by hand count) F 753

[Signature]
Election Judge Signature

[Signature]
Election Judge Signature

[Signature]
PTE Verification

Precinct Summary Statement
General Election: November 5, 2024

Municipality Northfield Check if AB/DB
Ward 4 Precinct 2
County Rice

Number of election judges who worked in this precinct (Total number of judges for the precinct for the entire day who signed the oath) 1. 21

Number of voting booths in this precinct (Total number of standing/sitting booths or other types of voting spaces available in the polling place) 2. 16

REGISTRATION STATISTICS

Number of persons registered at 7 a.m. (This number is found on the Precinct Certification Form located in your Head Judge Book) *3. 1287

Number of new registrants on election day (This number is found on the Summary Report you printed from the poll pad) *4. 642

BALLOTS DELIVERED TO THE PRECINCT

Ballots delivered as certified by the clerk (This number is found on the Precinct Certification Form located in your Head Judge Book) 5. 1600

Ballot count adjustments from incident log (+/-) (Check your incident log for any differences found when judges counted the number of ballots in each opened package and any other notations that would affect the number of ballots for your precinct) 6. -1

Number of unofficial ballots made (This number will most likely be "0" unless you ran out of official ballots) 7. 0

Number of absentee ballots delivered 8. 0

Total number of ballots delivered to precinct (5+6+7+8 = A) A 1599

BALLOTS NOT IN THE BALLOT BOX

Number of spoiled ballots (Number of ballots in the spoiled ballot envelope) *9. 35

Number of originals for which duplicates made (Number of ballots in the duplicate ballot envelope) *10. 0

Number of rejected absentees *11. 0

Number of unused ballots (Count the number of unused ballots at the end of the day, including those ballots in unopened packages plus ballots not used from opened packages) 12. 444

Total number of ballots not in the ballot box (9+10+11+12 = B) B 479

BALLOTS CAST IN THE BALLOT BOX

Number of signatures on electronic roster (This number is the number of Check-ins found on the Summary Report you printed from the poll pad and should equal the Public Count and Total Paper Sheets on the DS200 Results Tape) *13. 1120

Number of accepted regular, military and overseas absentee & mail ballots *14. 0

Number of accepted federal only absentee ballots *15. N/A

Number of accepted presidential only absentee ballots *16. N/A

Total number of ballots in the ballot box (= persons voting) (13+14+15+16 = C) C 1120

BALLOTS RETURNED FROM THE PRECINCT

Ballots returned from the precinct (B + C = D) D 1599

Difference for auditor/clerk notation on delivery record (A - D = E) E 0

Ballots cast in the ballot box verified by hand count (C - F = 0) (The total number of ballots in the ballot box as verified by hand count) F 1120

Rita Allin
Election Judge Signature

David A. [Signature]
Election Judge Signature

[Signature]
PTE Verification

*Entered into ERS

Precinct Summary Statement
General Election: November 5, 2024

Municipality NFLD Twp Check if AB/DB

Ward _____ Precinct #1

County Rice

Number of election judges who worked in this precinct (Total number of judges for the precinct for the entire day who signed the oath) 1. 14

Number of voting booths in this precinct (Total number of standing/sitting booths or other types of voting spaces available in the polling place) 2. 8

REGISTRATION STATISTICS

Number of persons registered at 7 a.m. (This number is found on the Precinct Certification Form located in your Head Judge Book) *3. 141

Number of new registrants on election day (This number is found on the Summary Report you printed from the poll pad) *4. 4

BALLOTS DELIVERED TO THE PRECINCT

Ballots delivered as certified by the clerk (This number is found on the Precinct Certification Form located in your Head Judge Book) 5. 225

Ballot count adjustments from incident log (+/-) (Check your incident log for any differences found when judges counted the number of ballots in each opened package and any other notations that would affect the number of ballots for your precinct) 6. 0

Number of unofficial ballots made (This number will most likely be "0" unless you ran out of official ballots) 7. 0

Number of absentee ballots delivered 8. 0

Total number of ballots delivered to precinct (5+6+7+8 = A) A 225

BALLOTS NOT IN THE BALLOT BOX

Number of spoiled ballots (Number of ballots in the spoiled ballot envelope) *9. 4

Number of originals for which duplicates made (Number of ballots in the duplicate ballot envelope) *10. 0

Number of rejected absentees *11. 0

Number of unused ballots (Count the number of unused ballots at the end of the day, including those ballots in unopened packages plus ballots not used from opened packages) 12. 117

Total number of ballots not in the ballot box (9+10+11+12 = B) B 121

BALLOTS CAST IN THE BALLOT BOX

Number of signatures on electronic roster (This number is the number of Check-ins found on the Summary Report you printed from the poll pad and should equal the Public Count and Total Paper Sheets on the DS200 Results Tape) *13. 104

Number of accepted regular, military and overseas absentee & mail ballots *14. 0

Number of accepted federal only absentee ballots *15. N/A

Number of accepted presidential only absentee ballots *16. N/A

Total number of ballots in the ballot box (= persons voting) (13+14+15+16 = C) C 104

BALLOTS RETURNED FROM THE PRECINCT

Ballots returned from the precinct (B + C = D) D 225

Difference for auditor/clerk notation on delivery record (A - D = E) (This number should be "0"; if not, re-check your figures. If still not "0" and you are unable to reconcile, contact the Property Tax & Elections Office) E 0

Ballots cast in the ballot box verified by hand count (C - F = 0) (The total number of ballots in the ballot box as verified by hand count) F 104

Election Judge Signature

T. S. [Signature]
Election Judge Signature

Alison M. Lyman
PTE Verification

*Entered into ERS

Precinct Summary Statement
General Election: November 5, 2024

Municipality Northfield Twpshp Check if AB/DB

Ward - Precinct 2

County Rice

Number of election judges who worked in this precinct
(Total number of judges for the precinct for the entire day who signed the oath) 1. 14

Number of voting booths in this precinct
(Total number of standing/sitting booths or other types of voting spaces available in the polling place) 2. 8

REGISTRATION STATISTICS

Number of persons registered at 7 a.m.
(This number is found on the Precinct Certification Form located in your Head Judge Book) *3. 497

Number of new registrants on election day
(This number is found on the Summary Report you printed from the poll pad) *4. 26

BALLOTS DELIVERED TO THE PRECINCT

Ballots delivered as certified by the clerk
(This number is found on the Precinct Certification Form located in your Head Judge Book) 5. 625

Ballot count adjustments from incident log (+/-)
(Check your incident log for any differences found when judges counted the number of ballots in each opened package and any other notations that would affect the number of ballots for your precinct) 6. 0

Number of unofficial ballots made
(This number will most likely be "0" unless you ran out of official ballots) 7. 0

Number of absentee ballots delivered 8. 0

Total number of ballots delivered to precinct (5+6+7+8 = A) A 625

BALLOTS NOT IN THE BALLOT BOX

Number of spoiled ballots
(Number of ballots in the spoiled ballot envelope) *9. 12

Number of originals for which duplicates made
(Number of ballots in the duplicate ballot envelope) *10. 0

Number of rejected absentees *11. 0

Number of unused ballots
(Count the number of unused ballots at the end of the day, including those ballots in unopened packages plus ballots not used from opened packages) 12. 246

Total number of ballots not in the ballot box (9+10+11+12 = B) B 258

BALLOTS CAST IN THE BALLOT BOX

Number of signatures on electronic roster
(This number is the number of Check-ins found on the Summary Report you printed from the poll pad and should equal the Public Count and Total Paper Sheets on the DS200 Results Tape) *13. 367

Number of accepted regular, military and overseas absentee & mail ballots *14. 0

Number of accepted federal only absentee ballots *15. N/A

Number of accepted presidential only absentee ballots *16. N/A

Total number of ballots in the ballot box (= persons voting) (13+14+15+16 = C) C 367

BALLOTS RETURNED FROM THE PRECINCT

Ballots returned from the precinct (B + C = D) D 625

Difference for auditor/clerk notation on delivery record (A - D = E)
(This number should be "0"; if not, re-check your figures. If still not "0" and you are unable to reconcile, contact the Property Tax & Elections Office) E 0

Ballots cast in the ballot box verified by hand count (C - F = 0)
(The total number of ballots in the ballot box as verified by hand count) F 367

Miriam M. Lyman
Election Judge Signature

PL
Election Judge Signature

AP
PTE Verification

Precinct Summary Statement
General Election: November 5, 2024

Municipality Webster Check if AB/DB
Ward _____ Precinct _____
County Rice

Number of election judges who worked in this precinct 1. 8
(Total number of judges for the precinct for the entire day who signed the oath)
Number of voting booths in this precinct 2. 10
(Total number of standing/sitting booths or other types of voting spaces available in the polling place)

REGISTRATION STATISTICS

Number of persons registered at 7 a.m. *3. 1386
(This number is found on the Precinct Certification Form located in your Head Judge Book)
Number of new registrants on election day *4. 68
(This number is found on the Summary Report you printed from the poll pad)

BALLOTS DELIVERED TO THE PRECINCT

Ballots delivered as certified by the clerk 5. 1550
(This number is found on the Precinct Certification Form located in your Head Judge Book)
Ballot count adjustments from incident log (+/-) 6. 0
(Check your incident log for any differences found when judges counted the number of ballots in each opened package and any other notations that would affect the number of ballots for your precinct)
Number of unofficial ballots made 7. 0
(This number will most likely be "0" unless you ran out of official ballots)
Number of absentee ballots delivered 8. 0
Total number of ballots delivered to precinct (5+6+7+8 = A) A 1550

BALLOTS NOT IN THE BALLOT BOX

Number of spoiled ballots *9. 11
(Number of ballots in the spoiled ballot envelope)
Number of originals for which duplicates made *10. 0
(Number of ballots in the duplicate ballot envelope)
Number of rejected absentees *11. 0
Number of unused ballots 12. 555
(Count the number of unused ballots at the end of the day, including those ballots in unopened packages plus ballots not used from opened packages)
Total number of ballots not in the ballot box (9+10+11+12 = B) B 566

BALLOTS CAST IN THE BALLOT BOX

Number of signatures on electronic roster *13. ~~1386~~ 984
(This number is the number of Check-ins found on the Summary Report you printed from the poll pad and should equal the Public Count and Total Paper Sheets on the DS200 Results Tape)
Number of accepted regular, military and overseas absentee & mail ballots *14. 0
Number of accepted federal only absentee ballots *15. N/A
Number of accepted presidential only absentee ballots *16. N/A
Total number of ballots in the ballot box (= persons voting) (13+14+15+16 = C) C 984

BALLOTS RETURNED FROM THE PRECINCT

Ballots returned from the precinct (B + C = D) D 1550
Difference for auditor/clerk notation on delivery record (A - D = E) E 0
(This number should be "0"; if not, re-check your figures. If still not "0" and you are unable to reconcile, contact the Property Tax & Elections Office)
Ballots cast in the ballot box verified by hand count (C - F = 0) F 984 ^{RU}
(The total number of ballots in the ballot box as verified by hand count)

Ande A. Adley Election Judge Signature Sheryl E. Melgren Election Judge Signature JA PTE Verification

*Entered into ERS

Precinct Summary Statement State General - November 5, 2024

Municipality Dennison City

Ward _____ Precinct _____ Check if AB x

County Goodhue County

Number of Election Judges who worked in this precinct _____

Number of Voting Booths in this precinct _____ (Do not count the Omni Ballot as a voting booth)

Registration Statistics

Number of persons registered at 7 a.m. *1. 118

Number of new registrants on election day *2. 1 (# of registrations on Poll Pads)

Ballots delivered to the precinct

Ballots delivered as certified by the clerk 3. -

Ballot count adjustments from incident log (+/-) 4. _____ (ballot packs over/under)

Number of unofficial ballots made 5. 12 (# of photocopies made)

Number of absentee ballots delivered 6. _____

Total number of ballots delivered to precinct (3+4+5+6 = A) A -

Ballots not in the ballot box

Number of spoiled ballots *7. _____

Number of originals for which duplicates made *8. _____ (Ballots remade by Election Judges)

Number of rejected absentees *9. _____

Number of unused ballots 10. _____ (Leftover "unused")

Total number ballots not in the ballot box (7+8+9+10 = B) B -

Ballots cast in the ballot box

Number of signatures on roster (preregistered + EDR) *11. - (# of check-Ins on Poll Pad)

Number of accepted regular, military and overseas absentee ballots *12. 12

Number of accepted federal only absentee ballots *13. _____

Number of accepted presidential only absentee ballots *14. _____

Total number of ballots in the ballot box (= persons voting) (11+12+13+14 = C) C 12

DS200 Total Paper Sheets

Ballots returned to Auditor/Clerk

Ballots returned from the precinct (B + C = D) D 12

Difference for auditor/clerk notation on delivery record (A - D = E) E (12)

Precinct Summary Statement

State General - November 5, 2024

Municipality Dennison City

Ward _____ Precinct _____ Check if AB

County Goodhue County

Number of Election Judges who worked in this precinct 7

Number of Voting Booths in this precinct 3 (Do not count the Omni Ballot as a voting booth)

Registration Statistics

Number of persons registered at 7 a.m. *1. 118

Number of new registrants on election day *2. 9 (# of registrations on Poll Pads)

Ballots delivered to the precinct

Ballots delivered as certified by the clerk 3. 175

Ballot count adjustments from incident log (+/-) 4. 0 (ballot packs over/under)

Number of unofficial ballots made 5. 0 (# of photocopies made)

Number of absentee ballots delivered 6. 0

Total number of ballots delivered to precinct (3+4+5+6 = A) A 175

Ballots not in the ballot box

Number of spoiled ballots *7. 2

Number of originals for which duplicates made *8. 0 (Ballots remade by Election Judges)

Number of rejected absentees *9. 0

Number of unused ballots 10. 72 (Leftover "unused")

Total number ballots not in the ballot box (7+8+9+10 = B) B 74

Ballots cast in the ballot box

Number of signatures on roster (preregistered + EDR) *11. 101 (# of check-ins on Poll Pad)

Number of accepted regular, military and overseas absentee ballots *12. 0

Number of accepted federal only absentee ballots *13. 0

Number of accepted presidential only absentee ballots *14. 0

Total number of ballots in the ballot box (= persons voting) (11+12+13+14 = C) C 101
DS200 Total Paper Sheets

Ballots returned to Auditor/Clerk

Ballots returned from the precinct (B + C = D) D 175

Difference for auditor/clerk notation on delivery record (A - D = E) E 0

Precinct Summary Statement State General - November 5, 2024

Municipality Warsaw Township

Ward _____ Precinct _____ Check if AB

County Goodhue County

Number of Election Judges who worked in this precinct _____

Number of Voting Booths in this precinct _____ (Do not count the Omni Ballot as a voting booth)

Registration Statistics

Number of persons registered at 7 a.m. *1. 480

Number of new registrants on election day *2. 1 (# of registrations on Poll Pads)

Ballots delivered to the precinct

Ballots delivered as certified by the clerk 3. 1

Ballot count adjustments from incident log (+/-) 4. _____ (ballot packs over/under)

Number of unofficial ballots made 5. _____ (# of photocopies made)

Number of absentee ballots delivered 6. 60

Total number of ballots delivered to precinct (3+4+5+6 = A) A 61

Ballots not in the ballot box

Number of spoiled ballots *7. _____

Number of originals for which duplicates made *8. 1 (Ballots remade by Election Judges)

Number of rejected absentees *9. 2

Number of unused ballots 10. _____ (Leftover "unused")

Total number ballots not in the ballot box (7+8+9+10 = B) B 3

Ballots cast in the ballot box

Number of signatures on roster (preregistered + EDR) *11. - (# of check-ins on Poll Pad)

Number of accepted regular, military and overseas absentee ballots *12. 58

Number of accepted federal only absentee ballots *13. _____

Number of accepted presidential only absentee ballots *14. _____

Total number of ballots in the ballot box (= persons voting) (11+12+13+14 = C) C 58

DS200 Total Paper Sheets

Ballots returned to Auditor/Clerk

Ballots returned from the precinct (B + C = D) D 61

Difference for auditor/clerk notation on delivery record (A - D = E) E -

Precinct Summary Statement

State General - November 5, 2024

Municipality Warsaw Township

Ward _____ Precinct _____

Check if AB

County Goodhue County

Number of Election Judges who worked in this precinct 9

Number of Voting Booths in this precinct 4

(Do not count the Omni Ballot as a voting booth)

Registration Statistics

Number of persons registered at 7 a.m. *1. 480

Number of new registrants on election day *2. 10 (# of registrations on Poll Pads)

Ballots delivered to the precinct

Ballots delivered as certified by the clerk 3. 600

Ballot count adjustments from incident log (+/-) 4. 0 (ballot packs over/under)

Number of unofficial ballots made 5. 0 (# of photocopies made)

Number of absentee ballots delivered 6. 0

Total number of ballots delivered to precinct (3+4+5+6 = A) A 600

Ballots not in the ballot box

Number of spoiled ballots *7. 4

Number of originals for which duplicates made *8. 0 (Ballots remade by Election Judges)

Number of rejected absentees *9. 0

Number of unused ballots 10. 228 (Leftover "unused")

Total number ballots not in the ballot box (7+8+9+10 = B) B 232

Ballots cast in the ballot box

Number of signatures on roster (preregistered + EDR) *11. 369 (# of check-ins on Poll Pad)

Number of accepted regular, military and overseas absentee ballots *12. 0

Number of accepted federal only absentee ballots *13. 0

Number of accepted presidential only absentee ballots *14. 0

Total number of ballots in the ballot box (= persons voting) (11+12+13+14 = C) C 369
DS200 Total Paper Sheets

Ballots returned to Auditor/Clerk

Ballots returned from the precinct (B + C = D) D 601

Difference for auditor/clerk notation on delivery record (A - D = E) E -1

See on incident log →



Precinct Summary Statement Worksheet

Municipality: Northfield
Ward/Precinct: W-3 | P-2
Election:
Date:

Number of Election Judges who worked this precinct * 14
Number of Voting Booths in this precinct * 12
**entered into ERS stats by Dakota County*

Registration Statistics:

1. Number of persons registered at 7 a.m.: *1 990
2. Number of new registrants on election day (excluding absentee) *2 19
** entered into ERS by Dakota County*

Ballots delivered to the precinct:

3. Ballots delivered as certified by the clerk 3 1050 950
4. Ballot count adjustments from Incident Log (+/-) 4 8
5. Number of unofficial ballots made (due to ballot shortage) 5 8
A Total number of ballots delivered to precinct (3 +/- 4 + 5 = A) A 960

Ballots not in the ballot box:

6. Number of spoiled ballots *6 6
7. Number of ballots used to test the Accessible Device 7 1
8. Number of originals for which duplicates were made *8 0
9. Number of unused ballots 9 _____
a. Number of unopened ballot packages = 9 x 50 = 450
b. Number of opened or "loose" ballots = 15
(a + b = 9)
B Total number of ballots not in the ballot box (6 + 7 + 8 + 9 = B) B 475
** entered into ERS by Dakota County*

Ballots cast in the ballot box (Number of Persons Voting):

10. Number of signatures on roster DO NOT COUNT "A.B." (preregistered plus new registrants) *10 475
C Total number of ballots in the ballot box (10 and C must match) *C 475
** entered into ERS by Dakota County*

Ballots returned to Clerk or Auditor:

D Ballots returned from the precinct (B + C = D) D 950
E Ballot quantity difference (A - D = E) E 0

Number of excess ballots: 0 (to be filled out by clerk)

We, the undersigned judges, hereby certify: that the national flag of the United States was displayed on a suitable staff during voting hours; that the number of ballots on this summary statement correctly show the number of votes cast for each candidate; that the order of the offices and questions to be voted on and the candidates' names on the ballots was the same on the zero tape and the sample ballot; the number of ballots entered on this summary statement correctly show the number of ballots in the transfer kits; that the ballots have been counted and agree with the number of names as show on the summary statement or that any discrepancy has been noted on the incident report; that all ballots requiring duplication were duplicated and are in the proper envelope; that the number of write-in votes for each office has been properly recorded, if this process was done at the polling place; that all ballots used in the election and all ballots that have been duplicated have been placed in the transfer case and the case was securely sealed with an official seal in such a manner as to render it impossible to open the case without breaking the seal.

Mary K. Linn
Election Judge Signature

Connie Rimpila
Election Judge Signature

Mark J. E.
Election Judge Signature

Copy #1 - Dakota County Envelope

Copy #2 - Municipal Envelope

Copy #3 - School District Envelope



Precinct Summary Statement Worksheet

Municipality: Eureka Township
Ward/Precinct: Eureka
Election: General
Date: Nov 5, 2024

Number of Election Judges who worked this precinct * 13
Number of Voting Booths in this precinct * 11
**entered into ERS stats by Dakota County*

Registration Statistics:

1. Number of persons registered at 7 a.m.: *1 1086
2. Number of new registrants on election day (excluding absentee) *2 62
** entered into ERS by Dakota County*

Ballots delivered to the precinct:

3. Ballots delivered as certified by the clerk 3 1150
4. Ballot count adjustments from Incident Log (+/-) 4 0
5. Number of unofficial ballots made (due to ballot shortage) 5 0
A Total number of ballots delivered to precinct (3 +/- 4 + 5 = A) A 1150

Ballots not in the ballot box:

6. Number of spoiled ballots *6 13
7. Number of ballots used to test the Accessible Device 7 3
8. Number of originals for which duplicates were made *8 0
9. Number of unused ballots 9 290
 a. Number of unopened ballot packages = 200 x 50 = 150 - 20
 b. Number of opened or "loose" ballots = 90 200 - 110
 (a + b = 9)
B Total number of ballots not in the ballot box (6 + 7 + 8 + 9 = B) B 306
** entered into ERS by Dakota County*

Ballots cast in the ballot box (Number of Persons Voting):

10. Number of signatures on roster DO NOT COUNT "A.B." *10 844
(preregistered plus new registrants)
C Total number of ballots in the ballot box (10 and C must match) *C 844
** entered into ERS by Dakota County*

Ballots returned to Clerk or Auditor:

D Ballots returned from the precinct (B + C = D) D 1150
E Ballot quantity difference (A - D = E) E 0

Number of excess ballots: _____ (to be filled out by clerk)

We, the undersigned judges, herby certify: that the national flag of the United States was displayed on a suitable staff during voting hours; that the number of ballots on this summary statement correctly show the number of votes cast for each candidate; that the order of the offices and questions to be voted on and the candidates' names on the ballots was the same on the zero tape and the sample ballot; the number of ballots entered on this summary statement correctly show the number of ballots in the transfer kits; that the ballots have been counted and agree with the number of names as show on the summary statement or that any discrepancy has been noted on the incident report; that all ballots requiring duplication were duplicated and are in the proper envelope; that the number of write-in votes for each office has been properly recorded, if this process was done at the polling place; that all ballots used in the election and all ballots that have been duplicated have been placed in the transfer case and the case was securely sealed with an official seal in such a manner as to render it impossible to open the case without breaking the seal.

Elizabeth G. Elms
Election Judge Signature

[Signature]
Election Judge Signature

[Signature]
Election Judge Signature

Appendix J: Precinct Summary Statement

		Precinct Summary Statement Worksheet	
Municipality: Castle Rock	Ward / Precinct: 1	Election Type: General	Date: 11-5-24
Number of Election Judges who worked this precinct		* 9	
Number of Voting Booths in this precinct <i>*entered into ERS stats by Dakota County</i>		* 13	
Registration Statistics:			
1. Number of persons registered at 7 a.m.:		*1 1015	
2. Number of new registrants on election day (excluding absentee) <i>* entered into ERS by Dakota County</i>		*2 38	
Ballots delivered to the precinct:			
3. Ballots delivered as certified by the clerk		3 1050	
4. Ballot count adjustments from Incident Log (+/-)		4 0	
5. Number of unofficial ballots made (due to ballot shortage)		5 0	
A Total number of ballots delivered to precinct (3 +/- 4 + 5 = A)		A 1050	
Ballots not in the ballot box:			
6. Number of spoiled ballots		*6 5	
7. Number of ballots used to test the Accessible Device		7 1	
8. Number of originals for which duplicates were made		*8 0	
9. Number of unused ballots		9 270	
a. Number of unopened ballot packages = 5 x 50 = 250			
b. Number of opened or "loose" ballots = 20 (a + b = 9)			
B Total number of ballots <u>not</u> in the ballot box (6 + 7 + 8 + 9 = B) <i>* entered into ERS by Dakota County</i>		B 276	
Ballots cast in the ballot box (Number of Persons Voting):			
10. Number of signatures on roster <i>DO NOT COUNT "A.B."</i> (pre-registered plus new registrants)		*10 774	
C Total number of ballots in the ballot box (10 and C <u>must</u> match) <i>* entered into ERS by Dakota County</i>		C 774	
Ballots returned to Clerk or Auditor:			
D Ballots returned from the precinct (B + C = D)		D 1050	
E Ballot quantity difference (A - D = E)		E 0	
Number of excess ballots, if any (To be filled out by Clerk)			0
Signatures of Election Judges		Signatures of Election Judges	

Copy #1 – Dakota County Envelope

Copy #2 – Municipal Envelope

Copy #3 – School District Envelope

Rev. 05.12.2014



Precinct Summary Statement Worksheet

Municipality: Greenvale Twp
Ward/Precinct:
Election:
Date:

Number of Election Judges who worked this precinct * 20
Number of Voting Booths in this precinct * 8
**entered into ERS stats by Dakota County*

Registration Statistics:

1. Number of persons registered at 7 a.m.: *1 616
2. Number of new registrants on election day (excluding absentee) *2 27
** entered into ERS by Dakota County*

Ballots delivered to the precinct:

3. Ballots delivered as certified by the clerk 3 650
4. Ballot count adjustments from Incident Log (+/-) 4 +1
5. Number of unofficial ballots made (due to ballot shortage) 5 0
A Total number of ballots delivered to precinct (3 +/- 4 + 5 = A) A 651

Ballots not in the ballot box:

6. Number of spoiled ballots *6 5
7. Number of ballots used to test the Accessible Device 7 1
8. Number of originals for which duplicates were made *8 0
9. Number of unused ballots 9 _____
a. Number of unopened ballot packages = 2 x 50 = 100
b. Number of opened or "loose" ballots = 50
(a + b = 9)
B Total number of ballots not in the ballot box (6 + 7 + 8 + 9 = B) B 156
** entered into ERS by Dakota County*

Ballots cast in the ballot box (Number of Persons Voting):

10. Number of signatures on roster DO NOT COUNT "A.B." *10 494
(preregistered plus new registrants)
C Total number of ballots in the ballot box (10 and C must match) *C 494
** entered into ERS by Dakota County*

Ballots returned to Clerk or Auditor:

D Ballots returned from the precinct (B + C = D) D 650
E Ballot quantity difference (A - D = E) E 1

Number of excess ballots: _____ (to be filled out by clerk)

We, the undersigned judges, herby certify: that the national flag of the United States was displayed on a suitable staff during voting hours; that the number of ballots on this summary statement correctly show the number of votes cast for each candidate; that the order of the offices and questions to be voted on and the candidates' names on the ballots was the same on the zero tape and the sample ballot; the number of ballots entered on this summary statement correctly show the number of ballots in the transfer kits; that the ballots have been counted and agree with the number of names as show on the summary statement or that any discrepancy has been noted on the incident report; that all ballots requiring duplication were duplicated and are in the proper envelope; that the number of write-in votes for each office has been properly recorded, if this process was done at the polling place; that all ballots used in the election and all ballots that have been duplicated have been placed in the transfer case and the case was securely sealed with an official seal in such a manner as to render it impossible to open the case without breaking the seal.

Susan M. Bradman
Election Judge Signature

Mark [Signature]
Election Judge Signature

[Signature]
Election Judge Signature



Precinct Summary Statement Worksheet

Municipality: Sciota Twp
Ward/Precinct:
Election:
Date:

Number of Election Judges who worked this precinct * 10
Number of Voting Booths in this precinct * 4
**entered into ERS stats by Dakota County*

Registration Statistics:

1. Number of persons registered at 7 a.m.: *1 343
2. Number of new registrants on election day (excluding absentee) *2 19
** entered into ERS by Dakota County*

Ballots delivered to the precinct:

3. Ballots delivered as certified by the clerk 3 400
4. Ballot count adjustments from Incident Log (+/-) 4 0
5. Number of unofficial ballots made (due to ballot shortage) 5 0
A Total number of ballots delivered to precinct (3 +/- 4 + 5 = A) A 400

Ballots not in the ballot box:

6. Number of spoiled ballots *6 6
7. Number of ballots used to test the Accessible Device 7 2
8. Number of originals for which duplicates were made *8 0
9. Number of unused ballots 9 127
a. Number of unopened ballot packages = 1 x 50 = 50
b. Number of opened or "loose" ballots = 77
(a + b = 9)
B Total number of ballots not in the ballot box (6 + 7 + 8 + 9 = B) B 135
** entered into ERS by Dakota County*

Ballots cast in the ballot box (Number of Persons Voting):

10. Number of signatures on roster DO NOT COUNT "A.B." *10 265
(preregistered plus new registrants)
C Total number of ballots in the ballot box (10 and C must match) *C 265
** entered into ERS by Dakota County*

Ballots returned to Clerk or Auditor:

D Ballots returned from the precinct (B + C = D) D 400
E Ballot quantity difference (A - D = E) E 0

Number of excess ballots: 0 (to be filled out by clerk)

We, the undersigned judges, hereby certify: that the national flag of the United States was displayed on a suitable staff during voting hours; that the number of ballots on this summary statement correctly show the number of votes cast for each candidate; that the order of the offices and questions to be voted on and the candidates' names on the ballots was the same on the zero tape and the sample ballot; the number of ballots entered on this summary statement correctly show the number of ballots in the transfer kits; that the ballots have been counted and agree with the number of names as show on the summary statement or that any discrepancy has been noted on the incident report; that all ballots requiring duplication were duplicated and are in the proper envelope; that the number of write-in votes for each office has been properly recorded, if this process was done at the polling place; that all ballots used in the election and all ballots that have been duplicated have been placed in the transfer case and the case was securely sealed with an official seal in such a manner as to render it impossible to open the case without breaking the seal.

[Signature]
Election Judge Signature

[Signature]
Election Judge Signature

[Signature]
Election Judge Signature

Copy #1 - Dakota County Envelope

Copy #2 - Municipal Envelope

Copy #3 - School District Envelope



Precinct Summary Statement Worksheet

Municipality: Waterford Twp
Ward/Precinct:
Election:
Date:

Number of Election Judges who worked this precinct

* 11

Number of Voting Booths in this precinct

* 4

**entered into ERS stats by Dakota County*

Registration Statistics:

- 1. Number of persons registered at 7 a.m.:
- 2. Number of new registrants on election day (excluding absentee)

*1 395
*2 27

** entered into ERS by Dakota County*

Ballots delivered to the precinct:

- 3. Ballots delivered as certified by the clerk
- 4. Ballot count adjustments from Incident Log (+/-)
- 5. Number of unofficial ballots made (due to ballot shortage)
- A Total number of ballots delivered to precinct (3 +/- 4 + 5 = A)

3 450
4 0
5 0

A 450

Ballots not in the ballot box:

- 6. Number of spoiled ballots
- 7. Number of ballots used to test the Accessible Device
- 8. Number of originals for which duplicates were made
- 9. Number of unused ballots
 - a. Number of unopened ballot packages = 2 x 50 = 100
 - b. Number of opened or "loose" ballots = 39
 - (a + b = 9)
- B Total number of ballots not in the ballot box (6 + 7 + 8 + 9 = B)

*6 6
*7 2
*8 0
*9 139

B 147

** entered into ERS by Dakota County*

Ballots cast in the ballot box (Number of Persons Voting):

- 10. Number of signatures on roster DO NOT COUNT "A.B." (preregistered plus new registrants)
- C Total number of ballots in the ballot box (10 and C must match)

*10 303

*C 303

** entered into ERS by Dakota County*

Ballots returned to Clerk or Auditor:

- D Ballots returned from the precinct (B + C = D)
- E Ballot quantity difference (A - D = E)

D 450

E 0

Number of excess ballots: _____ (to be filled out by clerk)

We, the undersigned judges, hereby certify: that the national flag of the United States was displayed on a suitable staff during voting hours; that the number of ballots on this summary statement correctly show the number of votes cast for each candidate; that the order of the offices and questions to be voted on and the candidates' names on the ballots was the same on the zero tape and the sample ballot; the number of ballots entered on this summary statement correctly show the number of ballots in the transfer kits; that the ballots have been counted and agree with the number of names as show on the summary statement or that any discrepancy has been noted on the incident report; that all ballots requiring duplication were duplicated and are in the proper envelope; that the number of write-in votes for each office has been properly recorded, if this process was done at the polling place; that all ballots used in the election and all ballots that have been duplicated have been placed in the transfer case and the case was securely sealed with an official seal in such a manner as to render it impossible to open the case without breaking the seal.

Election Judge Signature

Election Judge Signature

Election Judge Signature

**RESOLUTION AUTHORIZING ISSUANCE OF CERTIFICATES
OF ELECTION AND DIRECTING SCHOOL DISTRICT CLERK
TO PERFORM OTHER ELECTION RELATED DUTIES**

Independent School District No. 659
201 Orchard Street South
Northfield, MN 55057

WHEREAS, the board has canvassed the general election for school board members held on November 5, 2024,

NOW THEREFORE, BE IT RESOLVED by the School Board of Independent School District No. 659, State of Minnesota, as follows:

1. The chair and clerk are hereby authorized to execute certificates of election on behalf of the school board of Independent School District No. 659 to the following candidates:

Corey Butler, Claudia Gonzalez-George, Maggie Epstein, and Amy Goerwitz

who have received a sufficiently large number of votes to be elected to fill vacancies on the board caused by expiration of term on the first Monday in January next following the election, based on the results of the canvass.

2. The certificate of election shall be in substantially the form attached hereto.

3. After the time for contesting the election has passed and the candidate has filed all campaign financial reports required by Minnesota Statutes, Chapter 211A, the clerk of the school board is hereby directed to deliver the certificates to the persons entitled thereto personally or by certified mail.

4. The clerk is hereby directed to enclose with the certificate a form of acceptance of office and oath of office in substantially the form attached hereto.

**CERTIFICATE OF ELECTION
FULL 4 YEAR TERM**

This is to certify as follows:

1. The School Board of Independent School District No. 659 on November 12, 2024, canvassed the general election of school board members held on November 5, 2024.

2. **XXXX** received the (largest/second largest/third largest/fourth largest) number of votes cast for the office of school board member of Independent School District No. 659 for a full four year term.

3. There are four (4), full four-year term vacancies on the board caused by expiration of term on the first Monday in January next following the election.

4. Therefore, **XXXX** is elected to the office of school board member of Independent School District No. 659 for a full four-year term beginning the first Monday in January, 2025 and expiring the first Monday in January, 2029.

By authority of the School Board of Independent School District No. 659, pursuant to resolution dated November 12, 2024.

Dated: November 12, 2024

Claudia Gonzalez-George, School Board Chair

Amy Goerwitz, School Board Clerk

**ACCEPTANCE OF OFFICE
AND OATH OF OFFICE**

Independent School District No. 659
201 Orchard Street
Northfield, MN 55057

TO: Corey Butler, Claudia Gonzalez-George, Maggie Epstein, and Amy Goerwitz

The following acceptance and oath of office must be filed with the school district clerk within 30 days of the date of mailing or personal service of the certificate of election.

ACCEPTANCE OF OFFICE

I hereby accept the office of school board member of Independent School District No. 659 for a term beginning the first Monday in January, 2025 and expiring the first Monday in January, 2029.

Date: _____ Signature _____

STATE OF MINNESOTA)
COUNTY OF RICE)

The foregoing instrument was acknowledged before me this ___ day of _____, 2024 by _____.

Notary Public

OATH OF OFFICE

I swear/affirm that I will support the Constitution of the United States and of this state, and that I will discharge faithfully the duties of the office of school board member of Independent School District No. 659 to the best of my judgment and ability.

Date: _____ Signature _____

STATE OF MINNESOTA)
COUNTY OF RICE)

The foregoing instrument was acknowledged before me this ___ day of _____, 2024 by _____.

Notary Public

RESOLUTION CANVASSING RETURNS OF SPECIAL ELECTION CERTIFICATION OF
MINUTES RELATING TO SPECIAL ELECTION

Issuer: Independent School District No. 659 (Northfield Public Schools), Minnesota

Governing Body: School Board

Kind, date, time and place of meeting: A regular meeting held on November 12, 2024, at
6:00 p.m. in the Northfield School District Office Boardroom.

Members present:

Members absent:

Documents attached:

Minutes of said meeting (including):

RESOLUTION RELATING TO CANVASSING RETURNS OF SPECIAL ELECTION

I, the undersigned, being the duly qualified and acting recording officer of the public corporation referred to in the title of this certificate, certify that the documents attached hereto, as described above, have been carefully compared with the original records of said corporation in my legal custody, from which they have been transcribed; that said documents are a correct and complete transcript of the minutes of a meeting of the governing body of said corporation, and correct and complete copies of all resolutions and other actions taken and of all documents approved by the governing body at said meeting; and that said meeting was duly held by the governing body at the time and place and was attended throughout by the members indicated above, pursuant to call and notice of such meeting given as required by law.

WITNESS my hand officially as such recording officer on November 12, 2024.

School District Clerk

The Clerk presented affidavits showing filing, publishing and posting of notice, in accordance with the resolution adopted June 10, 2024, of the special election held November 5, 2024, to vote on the questions of (i) issuing general obligation bonds of the School District in an aggregate amount not to exceed \$95,380,000, (ii) issuing general obligation bonds of the School District in an aggregate amount not to exceed \$18,725,000; and (iii) issuing general obligation bonds of the School District in an aggregate amount not to exceed \$6,975,000. The Clerk also presented the Official Returns and Summary Statements of Judges. The affidavits and the Official Returns and Summary Statements of Judges were duly examined, approved and ordered placed on file in the office of the Clerk.

Member _____ introduced the following resolution and moved its adoption, which motion was seconded by Member _____:

RESOLUTION RELATING TO CANVASSING RETURNS OF SPECIAL ELECTION

BE IT RESOLVED by the School Board of Independent School District No. 659 (Northfield Public Schools), Minnesota that the special election held in and for the School District on November 5, 2024, was in all respects duly and legally called and held, the returns thereof have been duly canvassed, and the votes cast at the special election for and against the questions submitted to the electors were as follows:

**School District Question 1
Approval of School Building Bonds**

- YES** Shall the board of Independent School District No. 659 (Northfield Public Schools), Minnesota be authorized to issue general obligation school building bonds in an amount not to exceed \$95,380,000 for acquisition and betterment of school sites and facilities including, but not limited to, replacing a portion of the high school building with new construction, renovations, improvements, and upgrades to the high school building, facilities, site, and systems, and purchasing equipment and furnishings?
- NO**

BY VOTING “YES” ON THIS BALLOT QUESTION, YOU ARE VOTING FOR A PROPERTY TAX INCREASE

Votes <u>YES</u>	Votes <u>NO</u>	Spoiled, Defective or <u>Blank Ballots</u>	TOTAL <u>VOTES</u>
<u>10,067</u>	<u>6,855</u>	(see attached)*	_____**

**note that the attached provides this information at the precinct level; due to split precincts, this information is not isolated for the School District.*

***note that this total includes only the YES and NO votes as those are the only School District-only votes that can be identified.*

The ballot question, having received the approval of a majority of the votes cast, is hereby declared to have carried.

**School District Question 2
Approval of School Building Bonds**

- YES If School District Question 1 above is approved, shall the board of
- NO Independent School District No. 659 (Northfield Public Schools), Minnesota be authorized to issue general obligation school building bonds in an amount not to exceed \$18,725,000 for acquisition and betterment of school sites and facilities including, but not limited to, the construction of an expanded gymnasium at the high school?

BY VOTING “YES” ON THIS BALLOT QUESTION, YOU ARE VOTING FOR A PROPERTY TAX INCREASE

Votes <u>YES</u>	Votes <u>NO</u>	Spoiled, Defective or <u>Blank Ballots</u>	TOTAL <u>VOTES</u>
<u>8,991</u>	<u>7,767</u>	(see attached)*	_____**

**note that the attached provides this information at the precinct level; due to split precincts, this information is not isolated for the School District.*

***note that this total includes only the YES and NO votes as those are the only School District-only votes that can be identified.*

The ballot question, having received the approval of a majority of the votes cast, is hereby declared to have carried.

**School District Question 3
Approval of School Building Bonds**

- YES If School District Question 1 and School District Question 2 above are
- NO approved, shall the board of Independent School District No. 659 (Northfield Public Schools), Minnesota be authorized to issue general obligation school building bonds in an amount not to exceed \$6,975,000 for acquisition and betterment of school sites and facilities including, but not limited to, the construction and installation of a geothermal heating, ventilation, and air conditioning system at the high school?

BY VOTING “YES” ON THIS BALLOT QUESTION, YOU ARE VOTING FOR A PROPERTY TAX INCREASE

<u>Votes</u> <u>YES</u>	<u>Votes</u> <u>NO</u>	<u>Spoiled, Defective or</u> <u>Blank Ballots</u>	<u>TOTAL</u> <u>VOTES</u>
<u>9,445</u>	<u>7,290</u>	(see attached)*	_____**

**note that the attached provides this information at the precinct level; due to split precincts, this information is not isolated for the School District.*

***note that this total includes only the YES and NO votes as those are the only School District-only votes that can be identified.*

The ballot question, having received the approval of a majority of the votes cast, is hereby declared to have carried.

Pursuant to Minnesota Statutes, Section 205A.07, Subdivision 3a, the Clerk is hereby instructed to notify the Commissioner of Education of the results of the special election and to provide the certified vote totals for each ballot question in written form within 15 days after the results have been certified by the Board.

Upon vote being taken thereon, the following voted in favor thereof:

and the following voted against the same:

whereupon the resolution was declared duly passed and adopted and was signed by the Chairperson and attested by the Clerk.

Claudia Gonzalez-George, Chairperson

Attest: _____
Amy Goerwitz, School District Clerk