



# Follett BryteWave App Instructions

1.  Launch the **BryteWave** application and login using location (Northfield High School, username (4 digit lunch#) and password (4 digit lunch#).

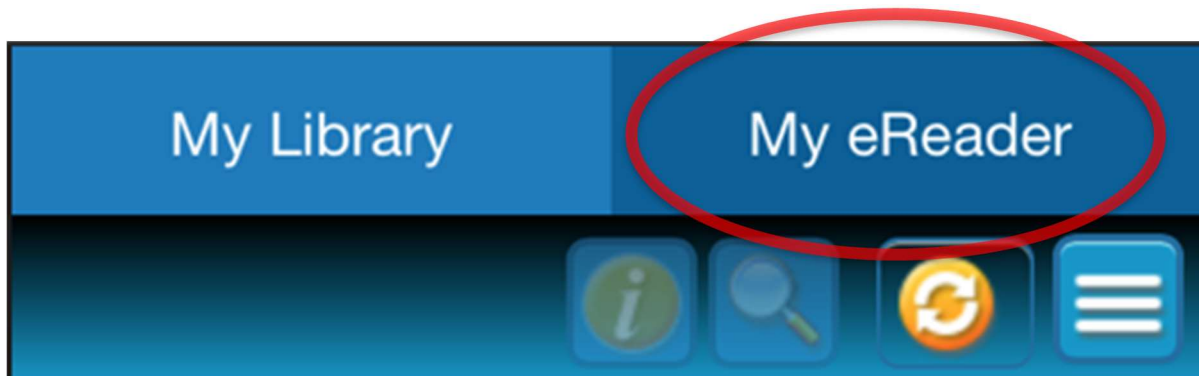
2. Select the My Library tab to search for a book from the schools eBook collection.



3. After locating a book for checkout, select the **Checkout/Hold** option beside the book.



4. Select the **My eReader** tab and then the **Sync** icon to access that books that have been checked out.



5. Select **Open Book** to access and read the book. When ready to return the book select **Return Early**.

